# Welcome to Condor Electronics Centralized Air Conditioning Solutions

Since its inception in **2006, Condor's Centralized Air Conditioning Business Unit** has been at the forefront of providing state-of-the-art **HVAC systems** that perfectly blend **performance, efficiency**, and **sustainability**.

With a deep-rooted expertise in **sales, engineering, installation**, and **after-sales service**, we pride ourselves on delivering tailored solutions that meet the unique **demands of our clients**.

Our unwavering commitment to **quality and innovation** ensures that we offer **energy-efficient** and **environmentally friendly solutions**, setting new standards in the HVAC industry.

At **Condor**, we don't just meet your expectations—we exceed them.

Explore the future of comfort with us today!

*Please Scan the QR Code*
*To Get Our Office Contacts*

**Note:**
Condor is committed to continuously improving its products to ensure the highest quality and reliability standards, and to meet local regulations and market requirements.
All features and specifications are subject to change without prior notice.
All images provided in this catalogue are used for illustration purposes only.

*2025*

*T1/T3*

## Light Commerial Air Conditioners

*U-Match, Big Duct, Rooftops*



**Condor Commercial Air Conditioning Office**
Tel: +213(0)35 87 63 11 Fax: +213(0)35 87 63 12
*www.condor.dz*

Version: LCAC2025-Spring

# Index

## U-Match



## Big Duct Split



## Rooftop Packaged Unit



## Free Match

# WHY WE CHOOSE U-MATCH VI

## USER

### High Energy Efficiency

SEER up to 7.20 and energy efficiency rated at A++ for the whole series thanks to all DC inverter system and high-efficiency casing design, leading to 10% energy savings on average compared to the last generation.

### Health Protection

5H health protection: fresh air provision for the entire range of indoor units, optional healthy and sterilizing accessories, multiple air purification methods to ensure quality air in real time.

### Quiet Design

Originally designed bionic fan blades and low noise compressor lower indoor unit sound level to 28dB.

### Comfort

Adopt high precision temperature and humidity dual sensors (±0.5℃) to fully consider the impact of humidity on thermal comfort, reduce excessive dehumidification and substantially improve the level of comfort through intelligent correction of indoor temperature and humidity.

### Intelligent Control

WiFi module for remote APP control;
Smart Sensor, with 360° temperature field detection, can automatically adjust airflow direction and the air conditioner' s operation status by detecting the positions of occupants in the room.

## INSTALLER

### Easy-to-install ODU

When installing the unit, wiring and piping can be done without opening the casing, saving installation time.

### Compact Design

Single fan compact design for outdoor units of the whole series, for the ease of transport and installation

### Convenient Design for Floor Ceiling Units

Flexible and convenient installation: the connection pipe is designed at the right side of the unit, with three piping directions to meet different engineering needs; the electric box is at the left side of the unit, thus more access space for wiring compared to the conventional electric box mounted in the air duct.

## AFTER-SALES STAFF

### Different Debugging Tools

Provide different debugging tools, for example, the portable debugger, which can monitor real-time operating parameters, set unit parameters and store underlying data; the monitoring and debugging software, which can remotely monitor operating conditions and parameters. After-sales personnel can check the monitored data to locate errors. Troubleshooting is more accurate and efficient.

### Built-in Electric Box

Cassette units of the entire series are designed with a built-in electric box. There is no need to remove the ceiling for installation or maintenance. To carry out maintenance, just open the grill - saving time and labor.

### Universal Design for ODU

The complete series of U-Match VI offer a cooling capacity range from 3.5kW to 16kW. With universal design, the outdoor units can be connected to duct units, cassette units, floor ceiling units and wall-mounted units. Installation and maintenance is more convenient.

# U-Match

U-Match Series DC Inverter Air Conditioners fall between residential air conditioners and central air conditioners. Their capacity scope is wider than that of residential air conditioners: from 18KBtu/h to 60KBtu/h. Indoor units of duct type, cassette type and floor ceiling type are available. The installation is simpler than that of conventional central air conditioners, with low installation cost and no need of welding. They are well suited to the areas from 12m² to 100m², such as apartments, villas, hotels and offices.

# U-Match Inverter Series
# Higher Efficiency & More Energy Saving

R410A

Through setting temperature lower limit in cooling or drying mode, and setting temperature upper limit in heating mode, the system is able to operate in a smaller temperature range so as to achieve energy saving. Besides, the unit has got the following energy-saving technologies:

## Full DC Inverter System

### DC inverter compressor

Incorporated with 180° sine wave stepless speed regulation control, this compressor is more energy-saving. It can perform stepless regulation of capacity output in different working conditions with a frequency adjustment range of 0-120Hz.





### DC brushless motor (outdoor)

Thanks to the high-efficiency DC inverter design and high-power density structure, the outdoor motor has less magnetic flux leakage and less loss. Motor efficiency is 32% higher than that of conventional AC motors.

### DC water pump

DC design and 12V weak current control lead to 40% higher efficiency and safer operation compared to conventional AC water pumps .

Note: DC power supply and for cassette units only.

### DC electronic expansion valve (EEV)

The system adopts EEV throttling control in a stepless way with EEV opening ranging from 0 to 480P. It can accurately control refrigerant flow to suit different working conditions and workload, with over 5% energy efficiency increase compared to traditional fixed throttling method.

Note: DC power supply only.

### DC brushless motor (indoor)

Comparison of AC and DC motor efficiency

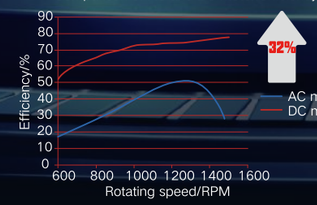


# Health Protection

## Fresh Air Control

Duct units and floor ceiling units of the entire series are equipped with fresh air inlets. They can introduce 8%~12% fresh outside air into the room to ensure fresh indoor air.
For cassette units with large panels, we offer optional fresh air accessories which can effectively bring in 5%~10% fresh outside air.



## Plasmacluster Ion Sterilization

Through high-voltage discharge of the plasmacluster ion module, the air is ionized and a large number of ions can be generated, which then combine with bacteria and viruses to make them inactivated.


# Multiple Anti-corrosion Protection Designs

## Fin anti-corrosion protection (optional)

Gold and black fins are used to improve anti-corrosion performance.

## Anti-corrosion spray coating of outdoor unit sheet metal parts, chassis and feet

Polyester powder (white, weather-resistant) for protection.

## Corrosion protection of evaporator and condenser side plates

Galvanized aluminum magnesium plates are used to improve anti-corrosion performance.

## Compressor and corrosion protection

The external surface is with anti-corrosion structural design; the wiring box is sealed against moisture and rain.

## Motor phosphating treatment + plastic package motor

The motor shaft is treated by surface phosphating to effectively prevent salt spray corrosion; plastic package motor can effectively prevent electrochemical corrosion

# Intelligent Control

## Still feel hot after the AC is set to a comfortable temperature of 27℃

Perceived temperature is affected by both ambient temperature and air humidity. Even the ambient temperature is the same, people still feel differently under different humidity.

**WHY?**






## Multi-split Application (No Kit Needed)

U-Match adopts two composite communication networks – LNS Bus and HomeBus – so that one outdoor unit can be matched with one or multiple duct/floor ceiling/cassette indoor units and balanced air supply can be achieved in the installation place, which has solved the problem of uneven temperature distribution in commercial places installed with large capacity units. While the level of comfort is improved, and engineering installation is also more convenient. There is no need to have an extra kit for multi-split application, which saves the space for outdoor unit installation.

## Temperature and Humidity Correction Technology

The wired controllers adopt high precision temperature and humidity dual sensors (±0.5℃) as standard, to fully consider the impact of humidity on thermal comfort and improve the level of comfort through intelligent correction of indoor temperature and humidity.

# Long-distance Power Line Communication

## Long Communication Distance

Thanks to the new technology of long-distance power line communication, for some models, the distance between indoor and outdoor units can reach up to 100m, suitable for different kinds of residential and commercial applications.




## Composite Communication Network

Based on the features of connecting one outdoor unit to one indoor unit, we adopt two composite communication networks: LNS Bus and HomeBus.

### BUS1 : LNS Bus

Product upgrading: with the latest-generation long-distance power line communication technology, the outdoor unit can work with different types of indoor units at the same time, including duct units, cassette units, floor ceiling units and wall-mounted units. They can meet the needs in different applications as the communication distance has been greatly improved.

### BUS2 : Terminal Control Bus

Control upgrading (wired/centralized control, etc.): HBS communication technology is used for indoor units and display terminals. The control terminals are applicable to both U-Match and GMV units, for the ease of centralized control for multiple units and the connection between one outdoor unit and multiple indoor units.


## Anti-interference Design

Double-loop design can effectively prevent communication interference caused by stray capacitance and electric power harmonics in long-distance communication, ensuring reliable data transmission.



# CORE TECHNOLOGIES

- Energy Saving
- Quiet Design
- Enhanced Comfort
- Convenient Installation & Maintenance
- Reliable Operation
- Intelligent Control

# Energy Saving

Thank to the high-efficiency structural design, all DC inverter control, high-efficiency compressor and motor, optimized wind field design and enhanced heat exchange technology

DC Compressor



Electrical Expansion Valve

DC Brushless Motor (indoor)



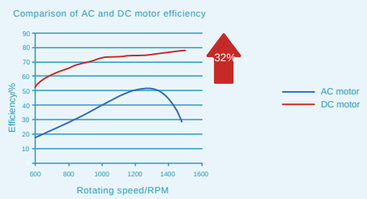


## Enhanced Heat Exchange Design

- The newly designed internally threaded copper pipe can effectively improve heat exchange performance.

**Smaller addendum angle** helps to increase the internal heat transfer area;
**Larger helix angle** helps to improve turbulence intensity and enhance convective heat transfer;
**More teeth**, larger internal heat transfer area, and higher heat exchange efficiency.

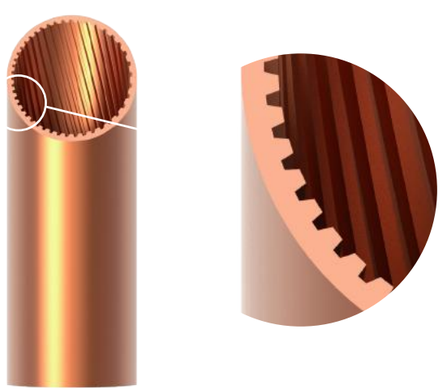

Prior Product

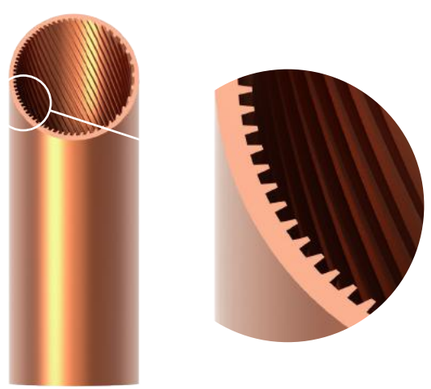

New Product

- The low resistance distribution type sub-cooling flow path, new type fins and optimized wind field design also contribute to the increase of heat exchange efficiency.

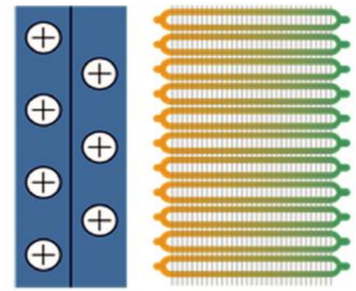

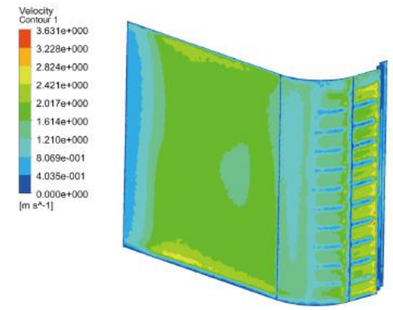


## High Efficiency DC Motor

- With high magnetic density, this 10 pole-pair rotary DC motor is 32% more efficient than a conventional AC motor.

## Wind Field Optimization

- **Low wind resistance grille:**

  2% increase in air volume by adopting the " rain-drop " grille and rotating divergent low wind resistance structure.

- **Low wind resistance motor support:**

  The U-shaped motor support results in 55% decrease in windward area and 1.5% increase in air volume.

- **Efficient bionic fan blades:**

  Bionic fan blades with long chord length and a big rooting-in angle are used to improve the aerodynamic performance of the fan, leading to 10% increase in air volume.

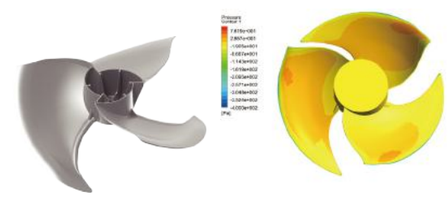

# High Efficiency Compressor



## High Efficiency Motor

Deep " V " structure and high magnetic density of the rare earth motor enable high efficiency compressor output under various load conditions.



## Low Oil Discharge Rate

The technology of active gas-oil separation is applied to the compressor for lower oil discharge rate, so as to ensure sufficient lubricating oil inside the compressor, for higher heat exchange efficiency and higher reliability.

## Durable Slide Vane

Diamond-like carbon coating for slide vane provides excellent durability, for reliable performance in extreme conditions.

## Low Resistance Air Valve

The air valve is specially designed to have low flow resistance, which can improve the compressor' s wide-frequency operating efficiency.

## High-strength Crankshaft

QT700 high-strength crankshaft together with robust surface coating for strong durability of the crankshaft system at full load.

## High-efficiency Cylinder

Flat cylinder structure combined with alloy rollers made from cryogenic processes for low leakage and small abrasion inside the cylinder, thus higher compression efficiency.



# Energy-saving Operation and Control

## Power Gear Control

- This mode is for limiting the power for the whole unit through "" and "" function.
- Maximum power limited under the "" mode is lower than that of "" mode.
- If the unit's current power is lower than the maximum power of "" mode, the power will not be limited even after the unit entering into gear control mode.


## Energy-saving Mode (Wired Control)

Energy-saving mode is available on our specialized wired controllers. Lower and upper temperature limits can be set for cooling and heating. Visitors can be restricted from setting the temperature too high or too low for saving energy in public places.

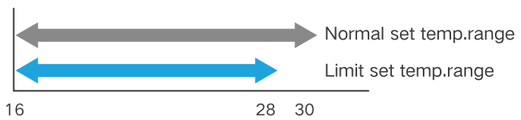


Heating Mode

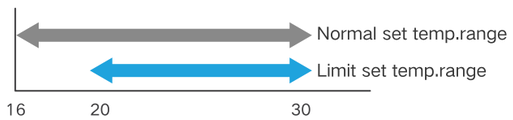


Cooling Mode

## I-demand

This function enables the air conditioner to operate at less than 75% rated power. For some places, the government may have restrictions in power use during peak hours. This can save energy while relieving power consumption stress caused by full load operation.

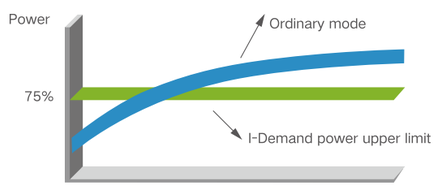


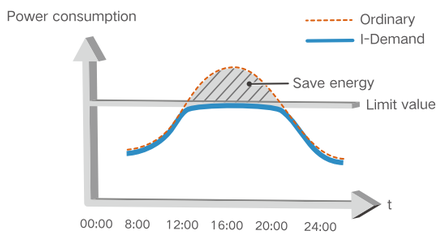


## Low Power Consumption Standby Mode

Adopt the advanced technology of wake-up circuit and intelligent winding heater instead of the conventional compressor crankcase heater.



Compressor winding heater featuring intelligent control and high efficiency

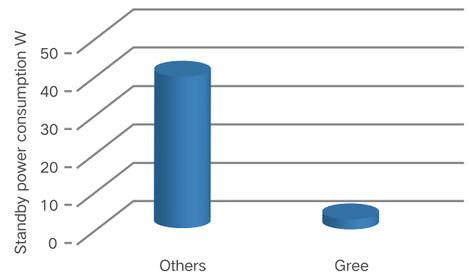


## Smart Sensor (optional)*

Cassette units can perform smart control when installed with the optional smart sensor panel.
√ When people are away, the AC can automatically adjust temperature to save energy.
√ When people are away for a long time, the AC will automatically shut down to avoid wasting energy.


## 8℃ Heating

In winter, if you are away for a long time, the room will become very cold. After this function is enabled, the unit can maintain room temperature at 8℃, to care for your pets and plants.



## SET BACK Function*

Generally in a hotel, the AC will shut off directly when the guest pulls out the key card. When he/she returns, the room temperature may become uncomfortable. However, when this function is enabled, even if the guest removes the card, the unit can still start operation by judging whether the room temperature is within the set temperature range so as to create a constant-temperature space for greater comfort and energy saving.

*Note: Customization required.

# Quiet Design*

## Bionic Fan Blade Design for Lower Noise

Based on a full analysis of the low resistance and silent characteristics of birds flying at high speed, the fan blades are designed with the shape of eagle wings to improve the air flow on the surface of the blade rotating at high speed, and to suppress the trailing edge noise intensity of the blade for lower noise;
The tail of the blade imitates the serrated shape of eagle wings, with excellent aerodynamic performance and low noise after repeated optimization through software simulation.

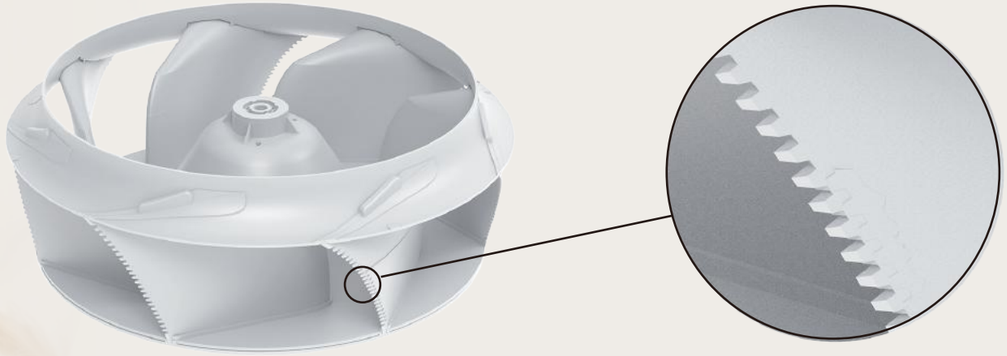



## Low Noise Wind Field

- Large circular air duct: less wind resistance, lower sound level.
- Turbulence prevention design: optimized diffuser inlet, larger opening for air return, less turbulence.
- Increased air inlet/outlet area: larger area for air intake and discharge with the same product size; lower fan speed for low sound level; air outlet area increased by 11.9% for cassette units with large panels.



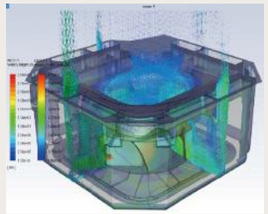

*Note: Take the cassette unit for example.

# Compressor Quiet Design



## New Flange Support Structure

New support structure for flange component, with high stiffness, low vibration and improved sound quality.

## Dual-layer Sound Absorption Design

Wide-spectrum sound absorption structure, leading to significant reduction in exhaust noise.



## Newly Designed Support

High-strength support is used to avoid sympathetic vibration, enabling lower operating sound.

## L-shaped Feet

L-shaped compressor feet are adopted to lower the center of gravity and reduce vibration.



## Reservoir

Thicker casing is designed to improve the compressor's stiffness and reduce noise radiation.

# Low Noise Drive and Quiet Control


## Low Noise Drive Control

The optimized fan drive control algorithm reduces the operating current harmonics of the fan to achieve smooth sine wave output, ensuring less vibration and low noise for the motor.

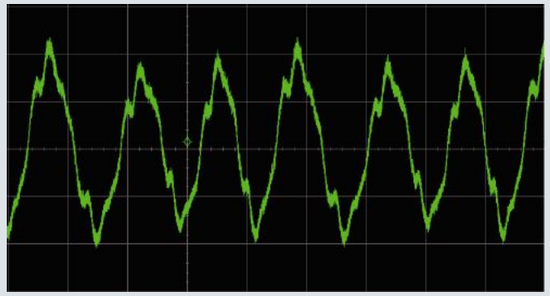

Others: current harmonics are not smooth, resulting in low efficiency and loud noise

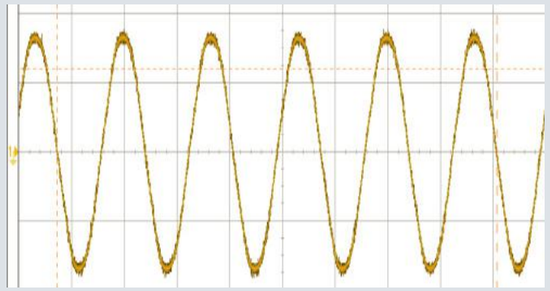

Gree: smooth sine wave output, resulting in high efficiency and low noise

## Low Voltage Start-up

With auto compensation adaptive technology, the compressor can still start up normally when input voltage is down to 175V.

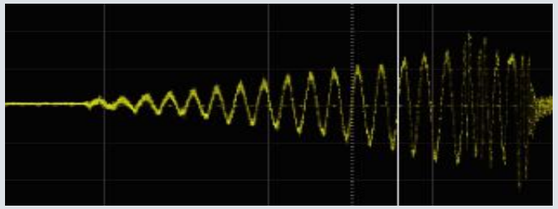

Others: fail to start up at low voltage.

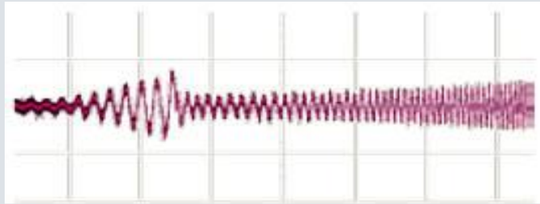

Gree: able to start up and operate stably at low voltage.

## Night Quiet Function*

This function can automatically lower the operating sound at night.

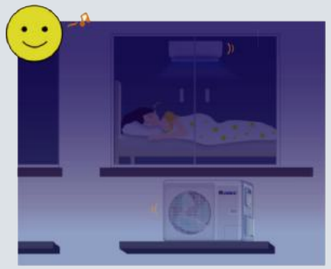

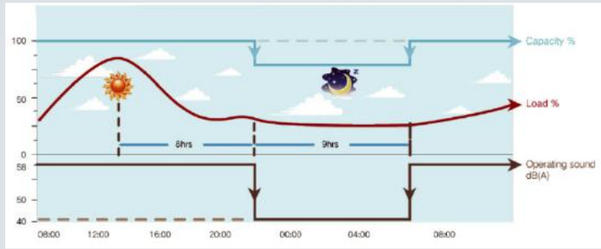


*Note: Customization required.

# Enhanced Comfort

Adopt real-time ambient temperature sensing technology with a precision of ±0.5℃. By judging the difference between set temperature and actual temperature, the unit can automatically adjust capacity output to keep room temperature stable, providing greater comfort for users.

## Fast Cooling & Heating

By detecting the set temperature, indoor and outdoor ambient temperatures, it will automatically enable fast cooling or heating, which is 20% faster than standard cooling or heating.

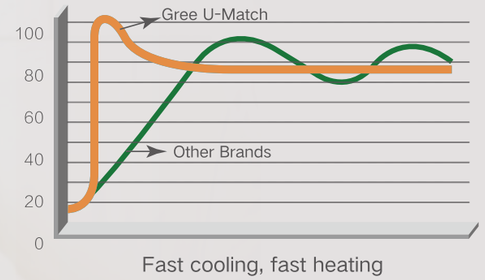



08:00


08:05

## Stable Temperature Control

Provide stable temperature control and more comfortable user experience by adopting DC inverter compressors with variable capacity output, DC motors with stepless speed regulation, electronic expansion valves with accurate flow control ranging from 0 to 480P, and ambient temperature sensing technology with a precision of ±0.5℃

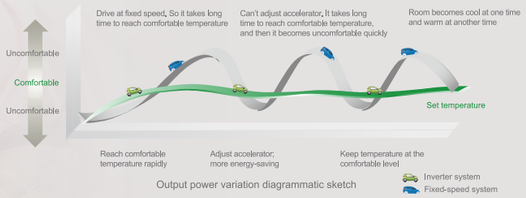


Output power variation diagrammatic sketch

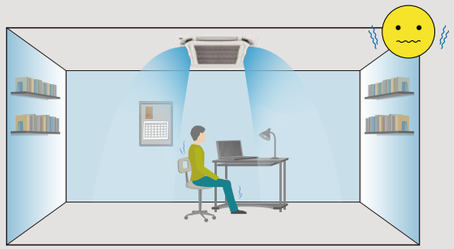

Fixed-speed air conditioner

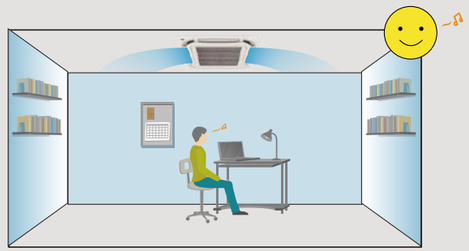

DC inverter air conditioner

# Convenient Installation & Maintenance

## Reusable Connection Pipe

The system adopts multiple filtration technologies to reduce particles in the pipeline to the maximum extent, thus cleaning the pipeline and ensuring the repeated usage of connection pipe in the system of old air conditioners. The wall thickness of pipeline shall meet the following conditions.

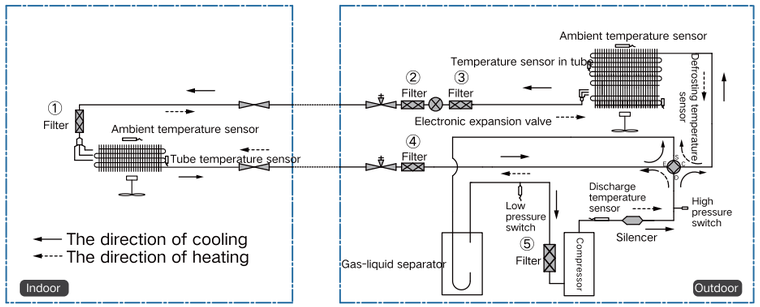


Filter

Verify pipe thickness

| Outside diameter(mm) | Material | Thickness(mm) |
|---|---|---|
| 6.4 | o | 0.8 |
| 9.5 | o | 0.8 |
| 12.7 | o | 0.8 |
| 15.9 | o | 1.0 |
| 19.1 | 1/2H | 1.0 |

o:annealed -1/2H:half hard

Note: High-pressure purge is required for old pipelines.

# Unified Power Supply & Long Piping Length

It is convenient to connect wires with the long-distance power line communication technology and unified power supply from outdoor units to indoor units.
Up to 50m piping length and 30m height difference.


*Note: Unified power supply from ODU.

# No KIT Needed for Multi-split Application

Multi-split kit is no longer needed. Current standard wired controllers can satisfy the needs for controlling multiple indoor units with one single controller, providing more convenience for installation.

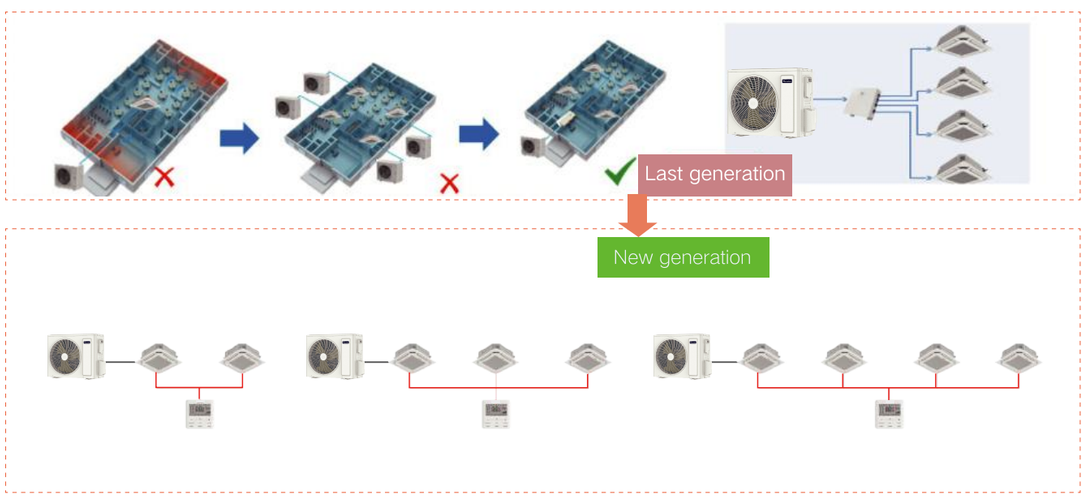


Note: Customization required.

# Convenient for Wiring and Piping


**Auto fault diagnosis:** Equipped with micro-computer processing, the unit can automatically diagnose faults and display corresponding codes (on the LED panel of the indoor unit, main board of the outdoor unit and the wired controller), for the convenience of maintenance.


**Easy wiring:** Wires can be connected by detaching the handle. There is no need to open the front panel.
**Easy piping:** The entire range offers external valves, all with protective covers, for the ease of pipe connection.
**Integrated front cover plate:** Concise appearance, less componets and easy disassembly.

# Convenient for High Ceilings

Cassette units offer 11 different fan speeds for selection. During installation, you can choose a proper fan speed according to the height of the ceiling to guarantee comfortable air supply distance.

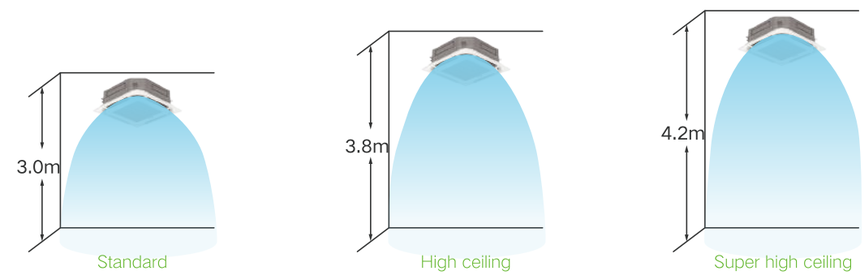


# Auto Lifting Panel

Auto lifting panel is optional for cassette units with large panels. To clean the filter, you can lower it to a designated height at just a push of a button. Filter cleaning is simpler and safer.

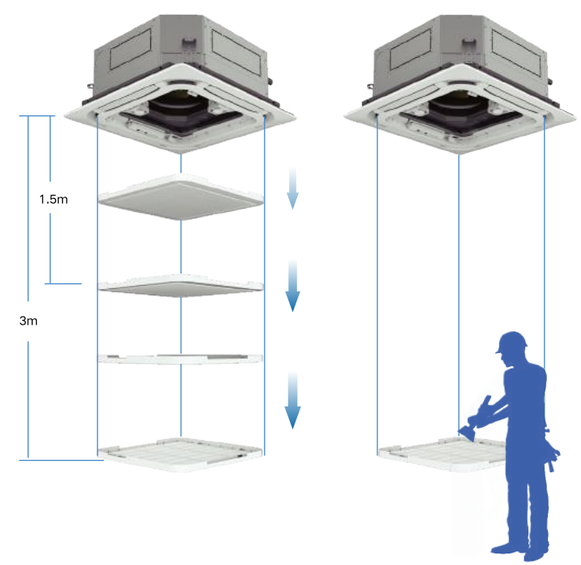


* Note: The lifting panel is optional.

## Electric Box Designed for Easy Disassembly and Servicing

The built-in electric box is standard for the entire product range. To carry out maintenance, just open the grill – there is no need to remove the ceiling, saving time and labor.


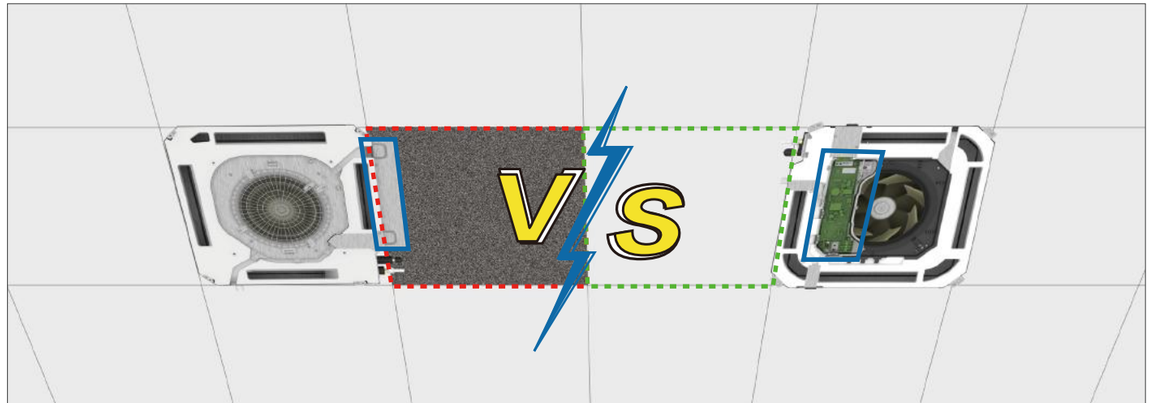


**External electric box:**

Installation and maintenance are not convenient and will affect the ceiling's appearance.

- During the installation process, the ceiling has to be cut open so as to have a service access port.
- To open the electric box for engineering wiring, it is necessary to disassemble the panel and service access port.

**Built-in electric box:**

Installation and maintenance are convenient. There is no need to remove the ceiling.

## Thin Duct Unit


## Slim Duct Unit

We offer ultra slim duct units with only 900mm in length. They can satisfy the special requirement for installation in corridors equal to or less than 1.2m in width, especially suitable for places where duct units have to be mounted in a narrow passage to supply air to each room through the air duct.

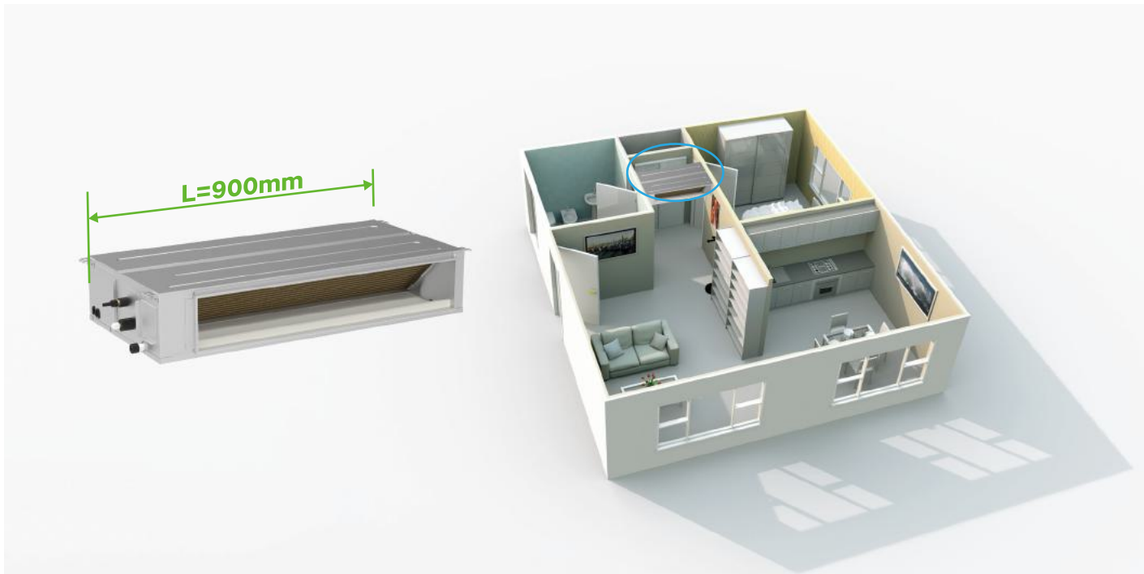

## Adjustable ESP

Up to 9 static pressure stages with a maximum of 200Pa can be set for high static pressure duct type units. You can choose a proper static pressure according to the air duct length.

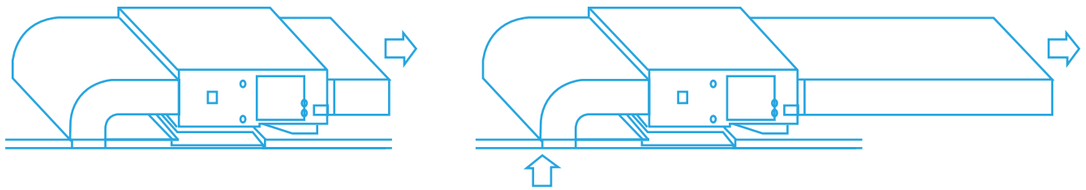

## Alterable Air Return Modes for Duct Unit

There are two air return modes optional for engineering installation: bottom air return and rear air return.

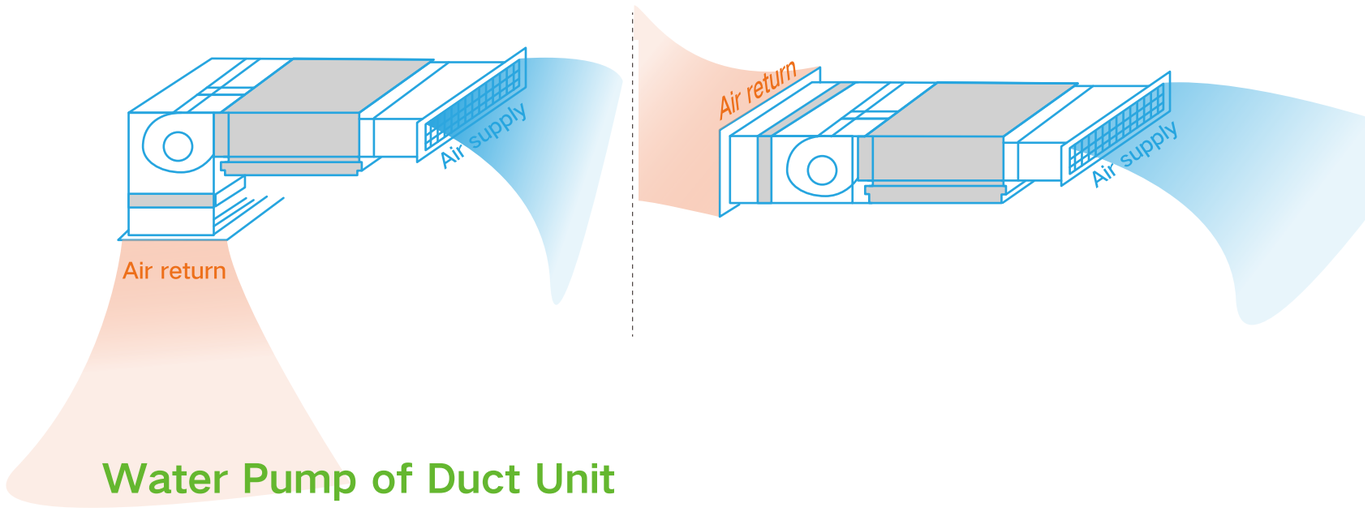


## Water Pump of Duct Unit

Duct units offer two drainage methods: natural drainage and strong pump drainage with the lift up to 1 meter. A service port is built for the pump for easy disassembly and servicing.

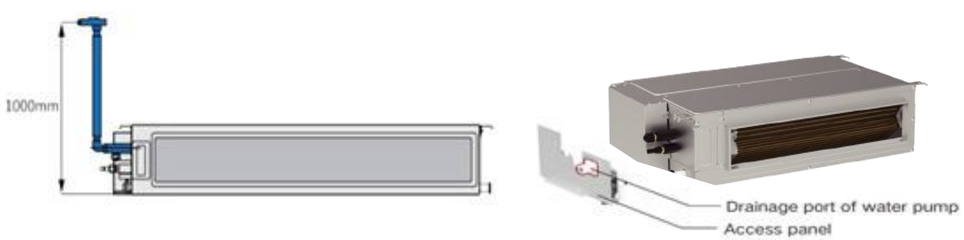


## Convenient Installation and Maintenance for Floor Ceiling Unit

Pipe connector is designed at the right side of the unit, with 3 pipe outlet directions to suit different installation locations.




| Conventional floor ceiling type | GREE floor ceiling type |
|---|---|
| • Electric box of the conventional floor ceiling type is placed near the fan, which might affect the wind field and is not convenient for installation.<br>  | • Multiple pipe outlet directions are provided to satisfy different installation requirements in different places.<br>The electric box is placed near the unit, which will not affect the wind field and is convenient for installation and maintenance.<br>  |

## Portable Commissioning Tool

- Monitor and store underlying operational data.
- Check and set operation modes.
- Set different modes (e.g. static pressure stage of the duct unit, power-off memory function).
- Auto fault diagnosis and display, historical errors check



Parameter debugging and auto fault diagnosis

- Remotely monitor operating status and parameters.
- Store underlying operational data in real time.

*Note: It is under development. Please refer to the actual product and consult our sales personnel before placing an order.


Monitoring and debugging software*

# Reliability

# System Reliability Design

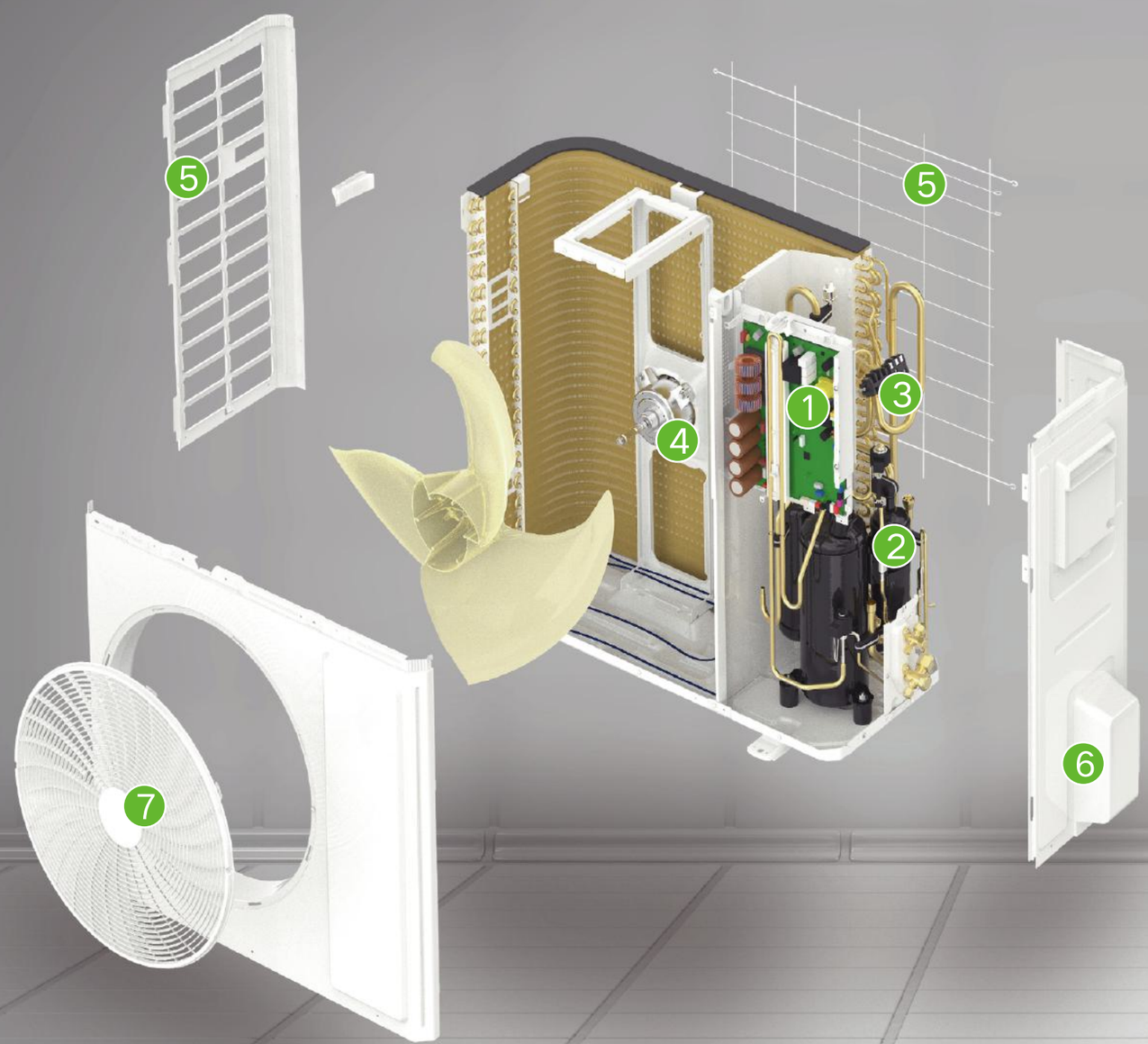


1 The electric box uses refrigerant to guarantee high efficiency in heat dissipation. The temperature of the controller power module is not affected by the ambient temperature, ensuring reliable operation and longer life.

Note: Models of 140 and 160 dissipate heat through refrigerant.



2 Compressor is more reliable by adopting the physical separation method of accumulator, which can prevent the liquefied refrigerant from being sucked into the compressor.

3 Thanks to the new generation of communication wires, only one wire is needed, saving wiring material and facilitating installation. Moreover, communication ports of strong current only are designed so that the controller won’t be damaged when wires are mistakenly connected in a short time, which has improved installation fault tolerance.

4 The motor drive adopts wind resistance design, which can effectively prevent the fan from being affected by a sudden gust of wind. Thanks to stainless steel and electrophoresis process, the components satisfy C4 salt spray test standards.

Adopt multiple protection designs to avoid damage to the unit during transport and installation.

5 Protective grille
The rear and left side protective grilles can protect the fins from reversing during transit and installation process.

6 Valve cover
The valve cover can protect the valves and also prevent noise caused by condensate drops at the valves.

7 The air outlet grille satisfies the EU’s requirement for children finger protection, to protect children from injury caused by accidentally touching the grille.

# Electrical Safety

### 12V DC drain pump

Even in a humid environment, the water pump can ensure electrical safety.

### Continuous ground connection for the complete unit

Conductive parts are all reliably grounded to ensure electrical safety.



### All metal electric box

The 2-layer sheet metal outer case is used to protect electric control components. The special wiring design can prevent insects and water drops from entering the electric box and avoid malfunctions in the electric control system.



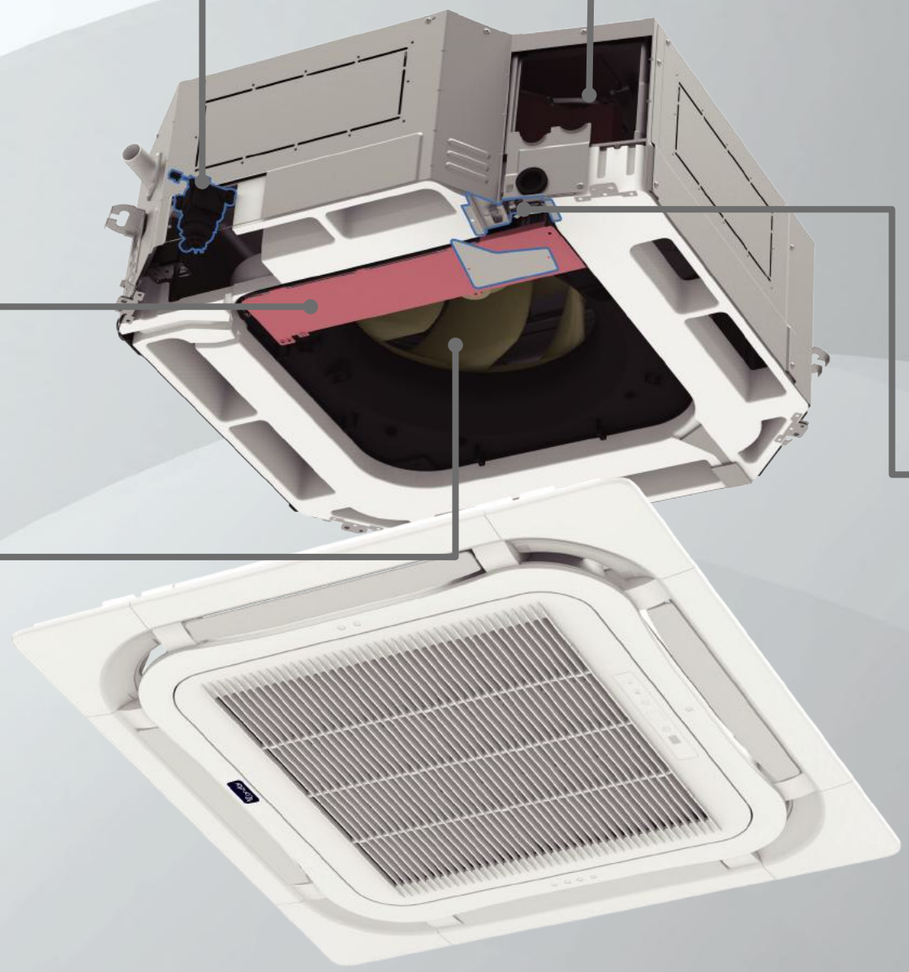

### Wiring parts protected by sheet metal inserts

Sheet metal inserts are used for all wiring parts to protect them from damage, enhancing product safety.

### Motor wiring protected by sheet metal

Sheet metal is used to protect electric wires from damage and prevent fire hazards.

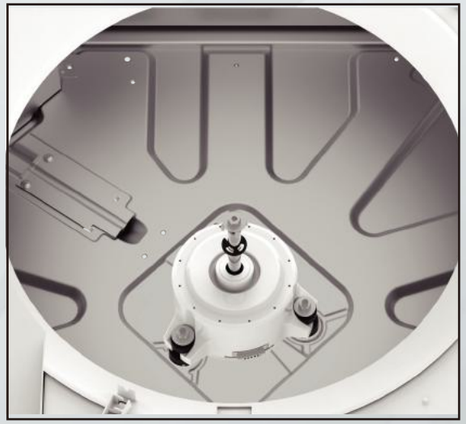

## Electric Box Insect-proof

The gap between the PCB and the electric box is less than 3mm, which can prevent insects from getting in and causing short circuit and damage to the circuit board.



Others

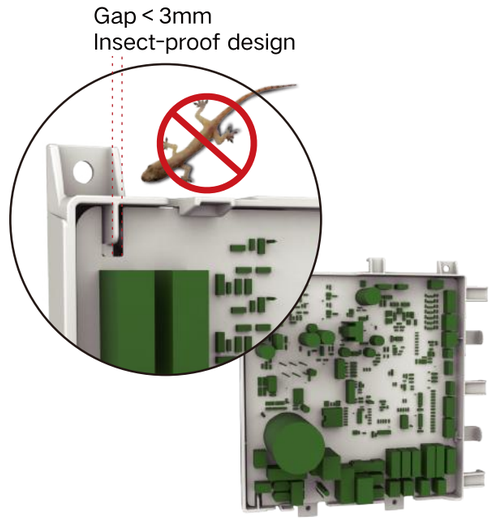


TOSOT

## PCB 3-layer Anticorrosion Coating

PCB boards of outdoor units all have three layers of anticorrosion coating, which can prevent moisture, insects and dust.

Before coating



After coating with three anticorrosion layers

## Wired Controller Moisture-proof

The wired controller adopts double moisture-proof sealing design, which can effectively protect the PCB from dampness.
Responsive and water-proof touch buttons, with long service life.




## Gold Fin

| Type of aluminum foil | Feature | Anticorrosion time |
|---|---|---|
| Gold | Hydrophilic coating, high corrosion resistance | 1500h |

*Please specify the anticorrosion requirements when placing an order.

# Operation Reliability Design

## Wide Voltage Range

Through the optimization of drive and electronic control parameters, U-Match can operate in a wide voltage range and run normally even if the voltage is down to 180V. They can be used in islands or places with unstable power supply.

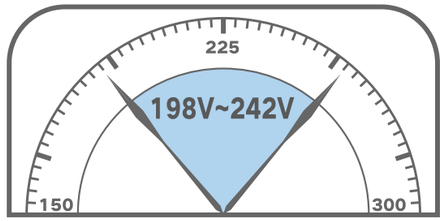


Others

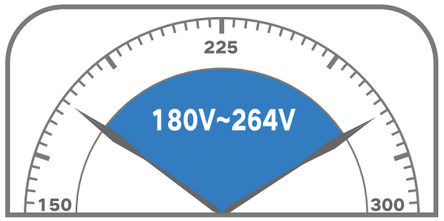


Condor

## Wide Operation Range

The cooling system equipped with all DC inverter technology adopts stepless speed regulation for its compressor and fan motor and accurate flow control for the electronic expansion valve, which ensure reliable operation in a wide operation range, making the units well-suited to a wider range of applications.
Ambient temperature range for cooling: 18℃~52℃
Ambient temperature range for heating: -10℃~24℃

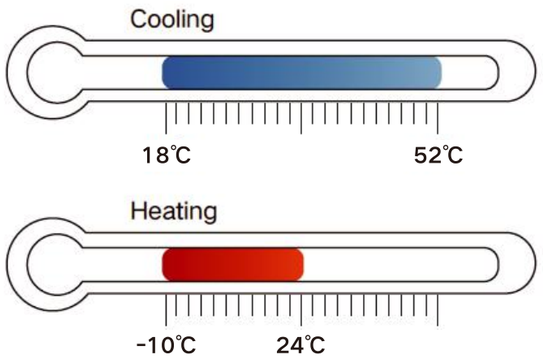


## Multiple Safety Protection Measures

# Intelligent Control

# Multiple Control Functions

A variety of control modules can be selected, providing multiple intelligent control functions for users.

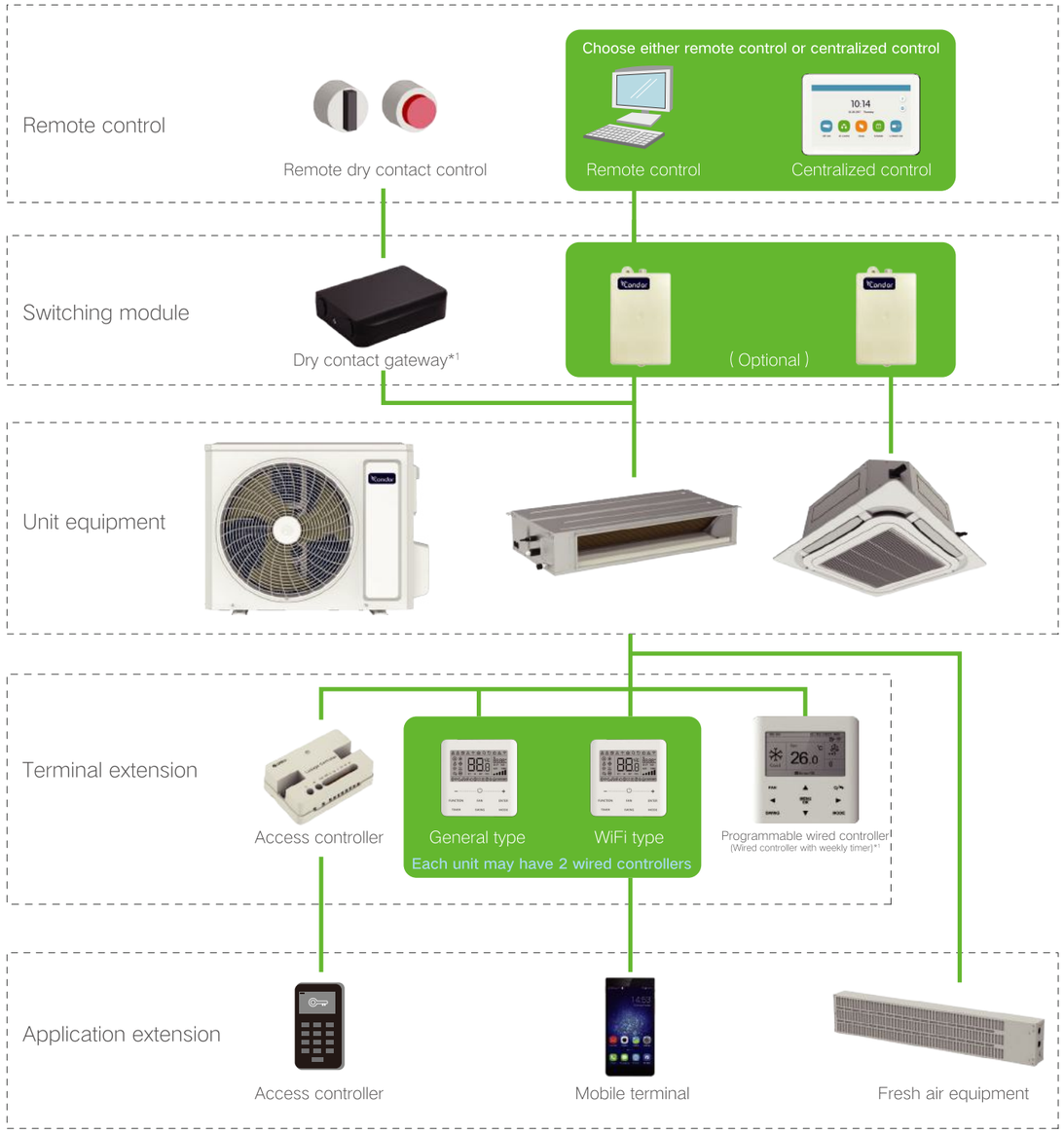


Note:
*1: It is under development. This picture is for reference only.
*2: Please consult our salespersons before placing an order.

# Optional Control Terminals

We offer a variety of multi-functional wired controllers and remote controllers. Customers may choose according to actual needs.

| Item | Model | Appearance | Description |
|---|---|---|---|
| Wired controller | XE7A-24/H |  | ● Simple appearance with arc shapes on both sides; flat base structure;<br>● Set temperature precision down to 0.5℃, with backlight display;<br>● Temperature and humidity detected at the same time; different control methods are available to provide more comfort;<br>● Hidden infrared remote control receiving device works with the infrared remote controller;<br>● Setting of common functions;<br>● Model XE7A-24/HC comes with WiFi function. |
| Wired controller (WiFi) | XE7A-24/HC | | |
| Color screen wired controller | XE73-24/HC |  <br>(for reference only*) | ● Color touch screen;<br>● Proximity sensor wakes up the screen and automatically adjusts the screen brightness;<br>● Temperature and humidity detection;<br>● 14 weeks timing, after-sales phone settings;<br>● Chinese, English and traditional Chinese characters settings;<br>● Wifi connection, mobile phone APP control. |
| Programmable wired controller (Wired controller with weekly timer) | XE7C-24/HC |  <br>(for reference only*) | ● It can set multiple time periods a day; ON/OFF, mode, temperature and fan speed can be set for each period. The setting will circulate every two weeks (14 days) to meet the auto schedule management for air conditioners.<br>● Wifi is available for the unit. The unit can be controlled through Gree+ App. |
| Duct unit LED panel (matched with remote controller) | JS13 |  | ● Minimalist panel design, as thin as 10mm, can be mounted on the ceiling or on the wall;<br>● One-button switch; more functions available when matched with a remote controller or centralized controller;<br>● Dual detection of temperature and humidity. |
| Centralized controller | CE52-24/F(C) |  | ● Centralized control for up to 36 indoor units;<br>● Gateway ME50-00/EG(M) is required. |
| Portable Commissioning Tool | DE43-00/EF(CM) |  <br>(for reference only*) | ● With functions of parameters check, parameters setting, unit control, error inquiry and unit debugging, etc.<br>● Operation data can be stored for after-sales error analysis.<br>● Unit's system can be updated online. |

*Note: It is under development. Please refer to the actual product and consult our sales personnel before placing an order.

# Optional Control Terminals

| Remote Controller | | | | | |
|---|---|---|---|---|---|
| Appearance |  |  |  |  |  |
| Model | YAP1F7(WiFi) | YAC1FB | YAN1F1 | YAP1F11 | YAA1FB6(WiFi) |
| Functions | ● WiFi function<br>● 8℃ heating<br>● Child lock<br>● Quiet mode<br>● Health/Air function<br>● Sleep mode<br>● I-Feel function<br>● Timer ON/OFF | ● Health/Air function<br>● Timer ON/OFF<br>● X-Fan function<br>● Child lock<br>● Energy saving, 8℃ heating<br>● Quiet mode<br>● Light display ON/OFF<br>● Sleep mode<br>● WiFi function | ● No Health button; Health function turned on by default (For model YAN1F1F, Health icon is not displayed.)<br>● Energy saving, 8℃ heating<br>● Child lock<br>● Timer ON/OFF<br>● Light display ON/OFF<br>● Sleep mode<br>● WiFi function<br>● I-Feel function<br>● X-Fan function | ● Child lock<br>● Timer ON/OFF<br>● Light display ON/OFF<br>● Sleep mode<br>● WiFi function<br>● Save function<br>● X-Fan function<br>● "" function | ● Health/Air function<br>● Vertical swing<br>● Energy saving, 8℃ heating<br>● Child lock<br>● Timer ON/OFF<br>● Light display ON/OFF<br>● Sleep mode<br>● WiFi function<br>● I-Feel function<br>● X-Fan function |

# Optional Parts

| Item | Model | Appearance | Description |
|---|---|---|---|
| Access control | LE60-24/H1 |  | ● Connectable to the access control system: Pull the key card to power off the indoor unit and insert the key card to resume operation;<br>● Provide two groups of dry contacts, which can be used to switch on/off indoor units via passive signals such as fire alarm;<br>● It can be used with different models of wired controllers or directly connected to indoor units. |
| Modbus gateway | ME50-00/EG(M) |  | ● It is connected to indoor units and the centralized controller/building management control for the conversion of communication signals. |
| BACnet gateway | ME30-44/D2(B) |  | ● BACnet gateway with standard BACnet/IP building management control interfaces can realize data exchange between air conditioners and the BMS. It can be connected to 255 indoor units at the most.. |
| Dry contact gateway | Under development |  | ● Dry contacts compatible with level input mode and pulse input mode;<br>● Each function is controlled independently;<br>● Input signals: forced shutdown, ON/OFF, mode;<br>● Output signals: running mode, fresh air, error indicating, ON/OFF. |
| WiFi module (with AI energy -saving function) | Under development |  | ● Intelligent IoT function: cloud control, WiFi connection, rapid response;<br>● It can be used with APP to enable remote control over unit ON/OFF, mode, set temperature and timer. |

# Zone Control

Duct type units with zone controllers can provide independent temperature control for up to 8 zones/rooms; meanwhile, WiFi module can be selected for mobile APP control.

- **Wired zone controller:** color screen of 4.3 inches and touch screen control are used to enhance operation experience; with independent temperature control and weekly timer function for each zone;
- **Wireless RF temperature controller:** convenient wireless installation, simple configuration;
- **WiFi module:** independent APP control over temperature, unit ON/OFF for each zone, with weekly timer function.

Note: Customization required.

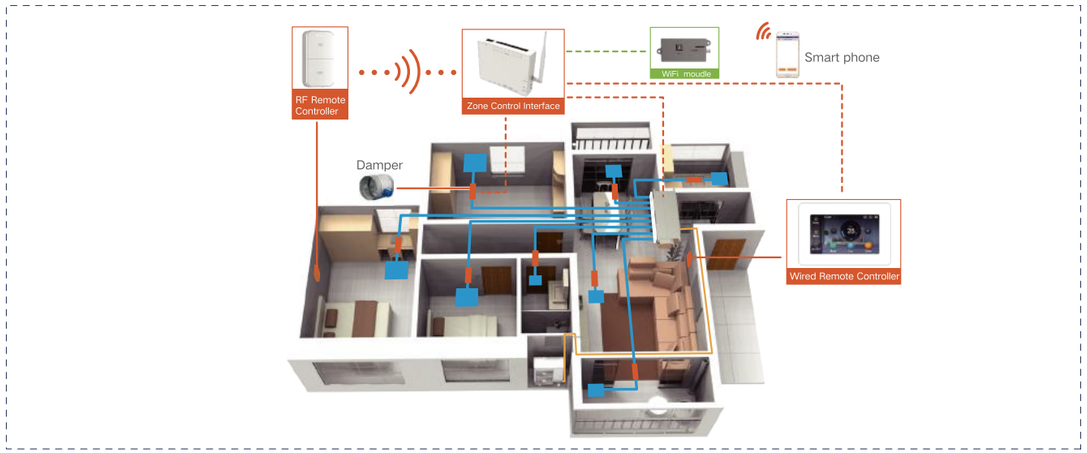


# Remote control

Up to 255 units can be controlled remotely, for the convenience of commercial and industrial use.
At present, there are 2 gateways for selection: Modbus gateway and BACnet gateway.

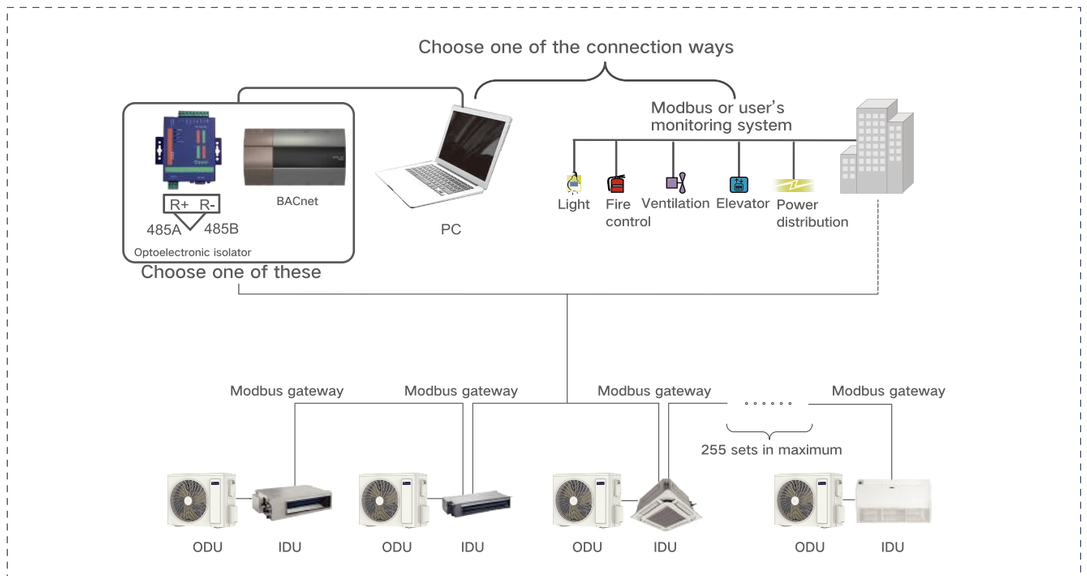


Note: This topology is only for general series. For series with special functions, the Modbus gateway is not needed.

# WiFi Intelligent Control

Air conditioners in the whole house can be centrally controlled by the mobile app, which is more convenient for operation.


Note: It is under development. Please consult our sales personnel before placing an order.

# Centralized Control

Our centralized controller (model CE52 - 24/F(C)) can control up to 36 indoor units. It can be connected with our VRF units to improve the control intelligence, which is very suitable for commercial and industrial places.




Note: This topology is only for special function series with MODBUS gateways. For general series products, an optional MODBUS gateway is required.

# Diversified Control Forms

| | Control form | Wired remote controller | Wireless remote controller |
|---|---|---|---|
| Controlled by a single controller | Basic system | Stepless and 2-core (max. length of the wiring is 30m). 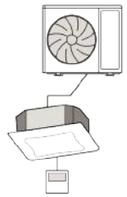 | The receiver is installed in the indoor unit. 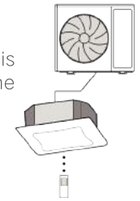 |
| Controlled by dual controllers | Dual wired controllers or one wired controller and one remote controller | Connect to 2 wired controllers 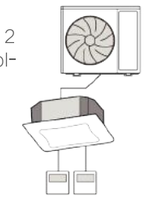 | Controlled by one remote controller and one wired controller. The receiver is installed in the indoor unit 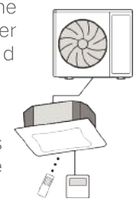 |
| Dry contact control | Input signal to control the unit in virtue of the dry contact in dry concact control. | Linkage control 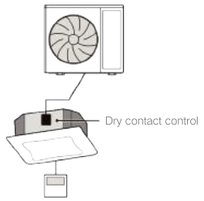  | 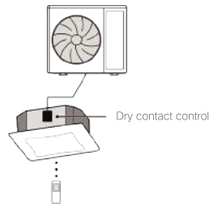  |
| Central far-end control | The farthest communication distance is 800m; 255 sets of units can be controlled at most; The controllable unit quantity of our central controller is 36 sets. | Central controller (optional components) 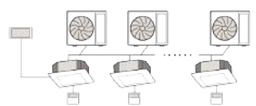 | Central controller (optional components) 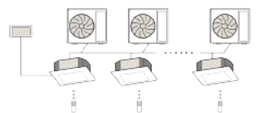 |

# HOTEL

## Dual Wired Controls

Two wired controllers can be configured to control the unit independently. They have the same functions and can be installed at the door and bedside, to provide convenient AC control.

## Access Control LE60-24/H1

Connectable to the access control system: Pull the key card to turn off the indoor unit and insert the key card to resume operation.

## SET BACK Function*

Generally in a hotel, the AC will shut off directly when the guest pulls out the key card. When he/she returns, the room temperature may become uncomfortable. When this function is enabled, even if the guest removes the card, the unit can still start operation by judging whether the room temperature is within the set temperature range so as to create a constant-temperature space for greater comfort and energy saving.


*Note: Customization required.

# SCHOOL

## Centralized Control

Our centralized controller (optional) can control up to 36 indoor units; compatible with our VRF units.

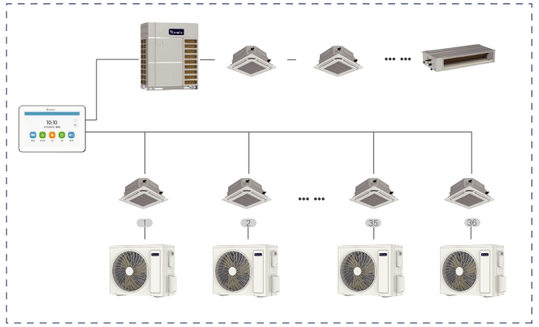

## Multi-split Application and Group Control

U-Match products allow multi-split application, which means one outdoor unit can connect multiple indoor units to supply air evenly to multiple zones with great comfort.
Group control: One wired controller can connect a group of units to provide uniform control.

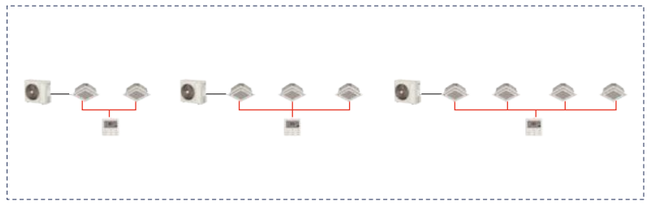

## Remote Control

Up to 255 units can be controlled remotely, for the convenience of commercial and industrial use.
At present, there are 2 gateways for selection: Modbus gateway and BACnet gateway.

Note: This topology is only for special function series with MODBUS gateways. For general series products, an optional MODBUS gateway is required.

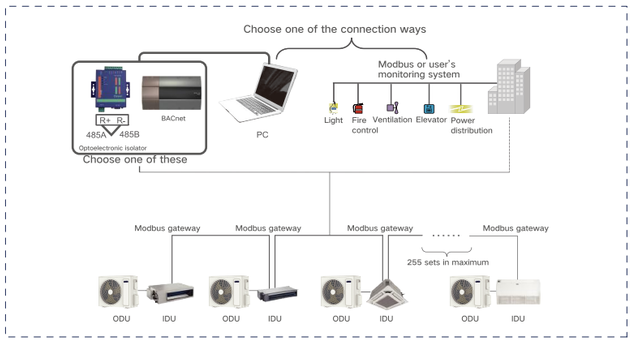

# OFFICE

### U-Match Cloud Control APP

By using an optional WiFi wired controller or WiFi module, users can control or schedule one or more units remotely through an APP in a smart phone.

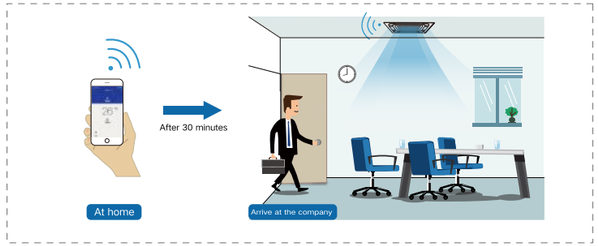


### Independent Air Supply for 4 Zones

The cassette panel is controlled by 4 independent swing motors to supply air separately to 4 zones.

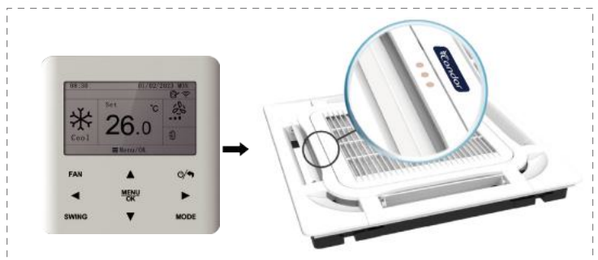


### Wired Control with Weekly Timer – Schedule Management

You can set up 4 periods a day and preset ON/OFF, mode, temperature and fan speed in each period. The settings can be carried out in cycles on a weekly basis or every 14 days to provide automatic schedule management of air conditioners. For example, switching the unit on or off before or after class.

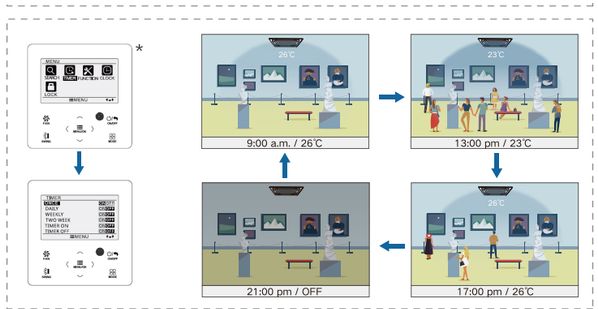


*Note: It is under development. Please consult our sales personnel before placing an order.

# RESIDENTIAL BUILDING

### Holiday Mode (8℃ Heating)

In winter, if you are away for a long time, the room will become very cold. After this function is enabled, the unit can maintain room temperature at 8℃, to care for your pets and plants.


### Low Temperature Dehumidification

Our U-Match can provide reliable dehumidification when room temperature is down to 12°C; in compa-ri-son, the lowest dehumidification temperature for common air conditioners is 16°C.




Application scenario: In February or March in Hong Kong, the humidity is very high and ambient temperature is around 13℃. In such a circumstance, common air conditioners cannot start dehumidification.

### Zone Control

Duct units with zone controllers can provide independent temperature control for multiple rooms, to improve the comfort of each room.

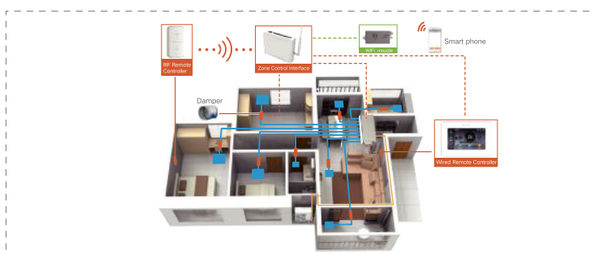


Note: Please consult our sales personnel before placing an order.

# AIRCRAFT BOARDING BRIDGE

AIRCRAFT BOARDING BRIDGE

## Dry Contact Gateway

Our dry contact gateway (optional) provides signal output contacts for fire alarm, remote ON/OFF switch, operating status, running mode, error indicating, etc.




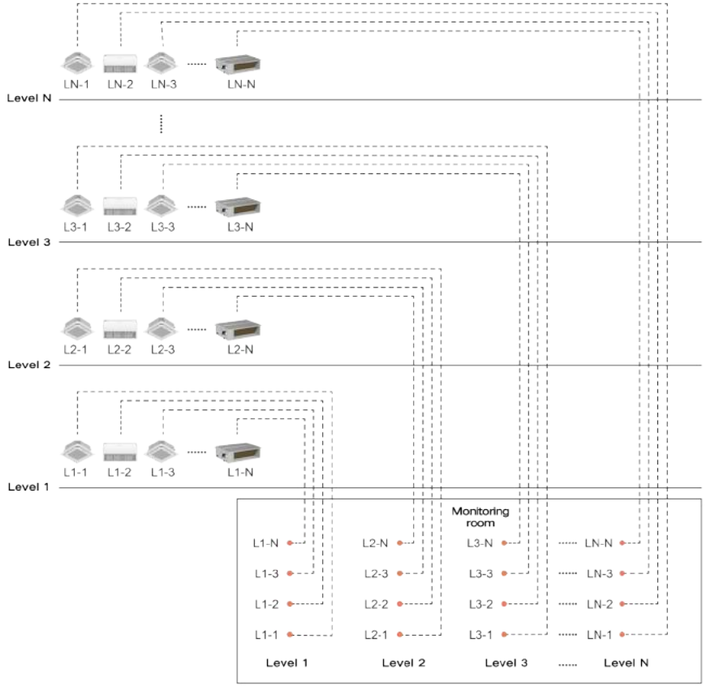


Application scenario: aircraft boarding bridge, public places, linking with units via ON/OFF signal control.

# Indoor Units




# Cassette unit

Suitable for schools, office buildings, meeting rooms, shopping malls, stores, hotels, villas, etc.

## 360 ° Temperature Field Detection Sensor (optional)

We use industry-leading infrared thermal sensors for our units. With a temperature precision of ±0.5℃, the 32*24 pixel sensor can rotate automatically to detect people's locations in the room.

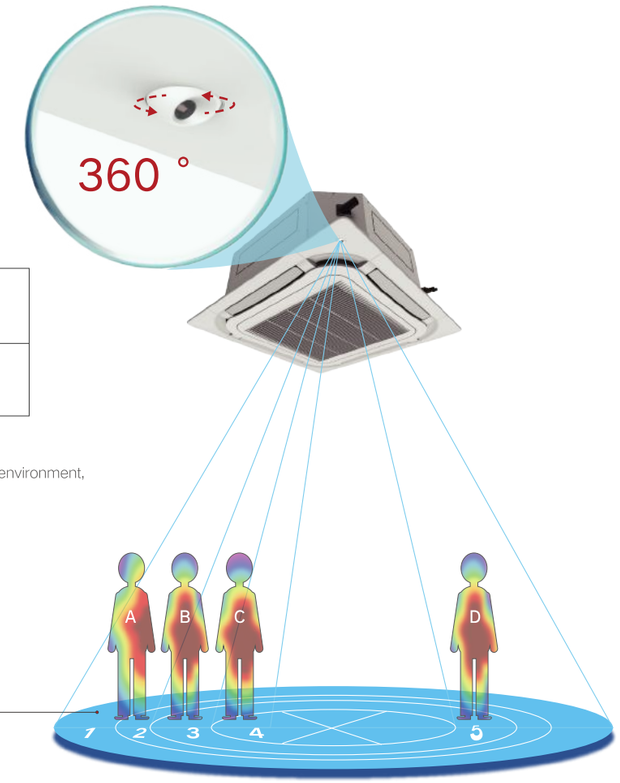


| | |
|---|---|
| Ceiling height | 2.7m |
| Detection range (diameter) | About 10m |

Note:
The detection range may be different for different installation heights.
The detection range, detection results and air supply will be affected by the environment, such as temperature and obstacles, so the actual performance may vary.

Detect their locations

Note: It's under development.

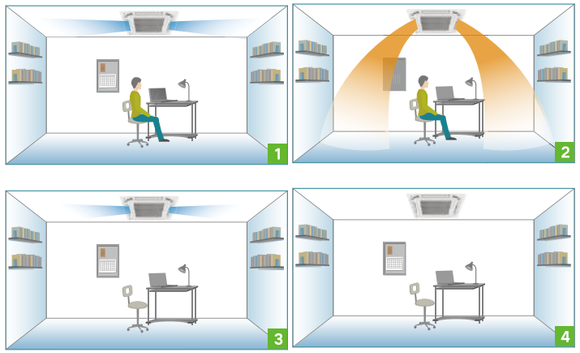


Fig 1: Horizontal air supply in cooling to avoid the cold air blowing to people.

Fig 2: Warm air will fall on the ground in heating.

Fig 3: If nobody is in the room, it will automatically adjust indoor temperature to save energy.

Fig 4: If nobody is in the room for a long time, it will shut down automatically.

## Balanced Air Supply in 360 °

For cassette units, the panels can discharge air in 360 ° , with wider air supply range and even temperature distribution.

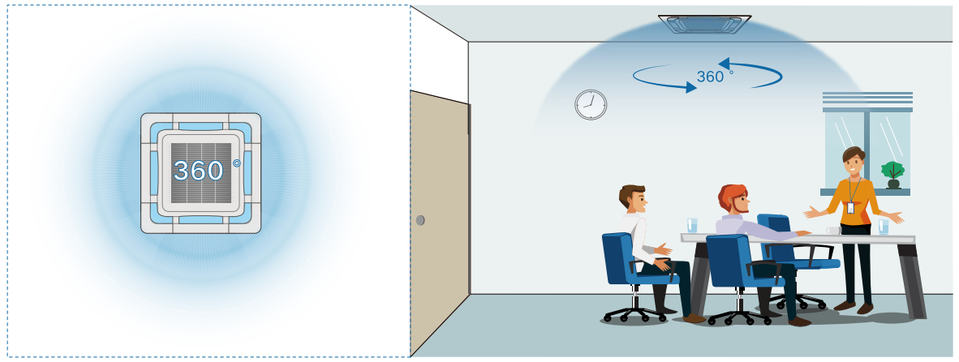


## Top-down Cooling and Bottom-up Heating

In cooling, the cool air will blow horizontally instead of directly blowing to people; while in heating, the warm air will blow vertically and then fall onto the ground.

Cooling

Heating

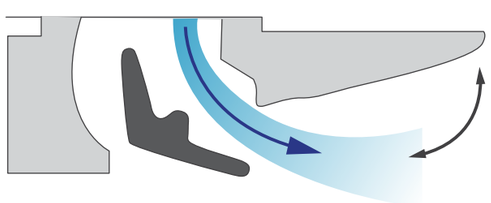

Horizontal air supply in cooling

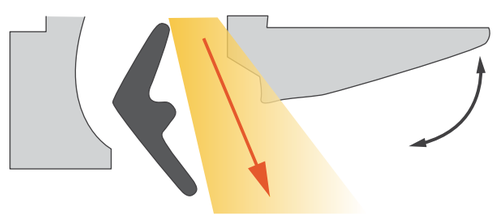

Vertical air supply in heating

## Totally Closed Dust-proof Design

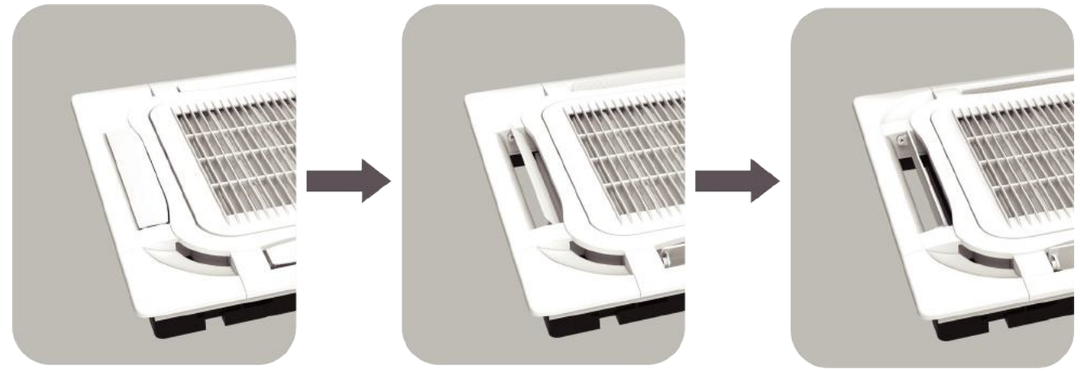

## Fresh Air Intake Kit(optional)

5%~10% fresh outdoor air can be effectively introduced.

As it's light and durable, it is easy and convenient for installation. Designed with double air inlets, it uses pressure difference principle to bring in fresh outdoor air without requiring a motor, for the improvement of indoor air quality.



Note: This fresh air intake kit is optional and fit for panel 840 × 840 only.

## DC Water Pump with High Lift

12V DC water pump with 1000mm lift is standard for cassette units. It is energy-efficient and safe due to the DC design and weak current control.

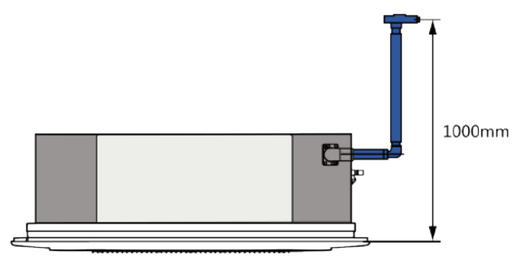


Standard drain pump with the lift up to 1000mm

# Duct unit

Suitable for apartments, office buildings, megastores, hospitals, close control rooms, etc.

## Exquisite Unit Body

- The duct unit is only 200mm in thickness and 450mm in depth, which is suitable for spaces with different heights.


Note: It's only applicable to some of the models with cooling capacity of 5.3kW and below.

- Some of the high static pressure duct units with cooling capacity of 10.5kW and below are only 900mm in length. They are suitable to be installed in corridors whose width is ≤1.2m.

## Adjustable External Static Pressure

- Up to 9 static pressure stages with a maximum of 200Pa can be set. Static pressure can be adjusted according to the actual condition of the room and the air duct length, to suit different air volume requirements.

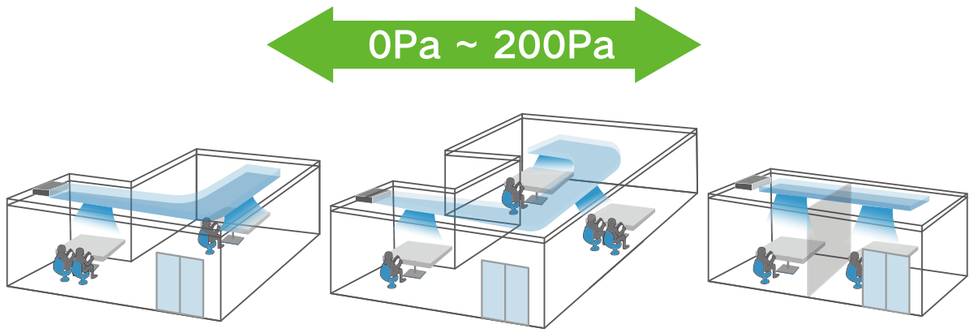


- There are two air return modes optional for flexible installation: rear air return and bottom air return.



Bottom air return



Rear air return

- It can be connected to the fresh air duct to introduce fresh air from outside to ensure fresh indoor air.

## Optional Drain Pump

Duct units can be divided into models with and without water pumps, which can be selected according to users' needs. The water pump has a lift of 1000mm. Users can adjust the installation height flexibly to meet the engineering requirements.


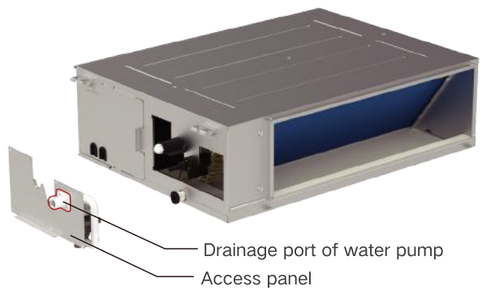


## Zone Control

Duct type units can be connected to air dampers and Gree zone controllers to realize independent air supply for different rooms.

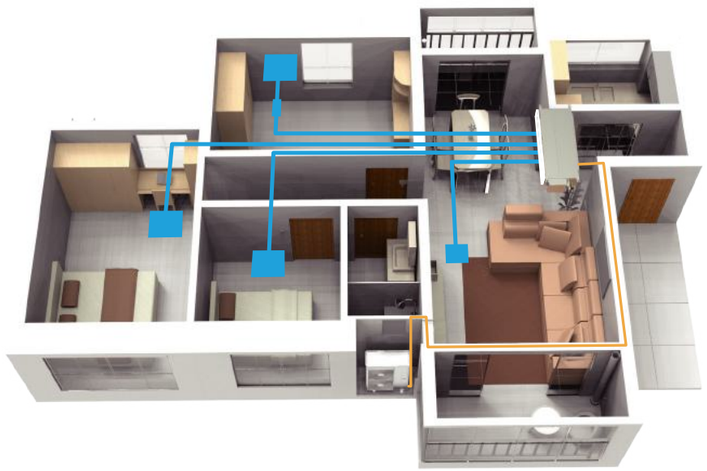

# Floor ceiling unit

Suitable for schools, hotels, office buildings, shopping malls, villas, apartments, bedrooms, etc.

## Floor/Ceiling Installation

There are two installation options for users to choose.

Ceiling Mounted

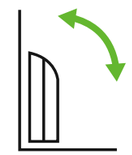

Floor Mounted

## Dual Air Guide Louvers

| Industry status | GREE |
|---|---|
| • For many products in the industry, their air outlets are easy to have mould because the air guide louvers cannot be closed completely to avoid dust.<br>  <br>Air louver cannot be completely closed, which will lead to dust accumulation | • The dual air guide louvers can be closed completely to prevent dust and insects, thus no risk of mould growth.<br>  <br>Air louvers can be completely closed to avoid dust |

# Long-distance Air Supply

## Air volume two-stage pressurization technology

- Unique backflow prevention fan blade can avoid secondary backflow of air supply and improve the efficiency of air supply.
- The application of cavity variation technology changes the fluid cross-sectional area, creating a secondary pressure boost that increases the air supply distance by 2.5%.

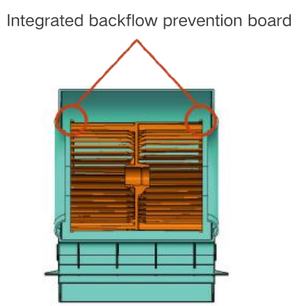


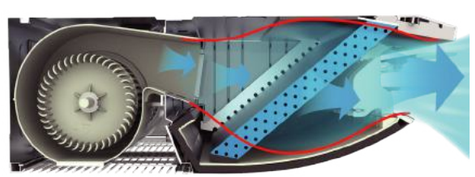

## 2-way Air Return

The 2-way air return design enlarges air return area and increases air volume by 7%.




# Multi-angle Air Supply

The floor ceiling type unit adopts dual air guide louvers and dislocation air swing structure to achieve multi-angle air supply.

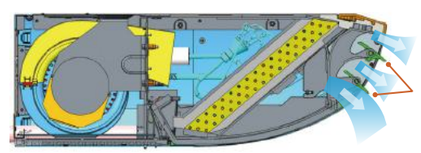

- Double air guide louvers with dislocation air swing structure simulate three-dimensional air supply.
  Double windshields are adopted to realize up and down swing at a large angle.

- The biggest swing angle of the upper air guide louver increased by 10 ° , for long-distance air supply.

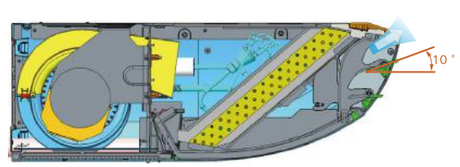


- The biggest swing angle of the lower air guide louver extended by 80 ° , covering the area right below the AC.

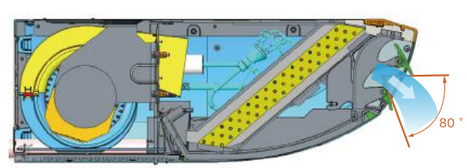


# Large-angle Swing Design

The swing louvers adopt independent distribution design, which allows the left and right air outlet angles to be adjusted freely according to different applications.



U-Match, T1 R32 Heat Pump Series

# Technical Specifications

## R32 Inverter Series (Heat Pump)

T1 INVERTER R32

U-MATCH is an air conditioning product in which the outdoor unit is generally designed to be matched with different types of indoor units (duct type, cassette type, floor ceiling type), saving the cost of warehouse management and after-sales maintenance.

The cooling capacity ranges from 3.5kW to 16kW, applicable to houses, hotels, restaurants, stores, office buildings, etc.



Quality motor | Built-in drain pump | Turbo function | Quiet function | All DC inverter technology | High efficiency | Wide voltage range | Low temperature heating

- SEER up to 7.20 and energy efficiency rated at A++ for the whole series thanks to all DC inverter system and high-efficiency casing design, leading to 10% energy savings on average compared to the last generation.
- 5H health protection: fresh air provision for the entire range of indoor units, optional healthy and sterilizing accessories, multiple air purification methods to ensure quality air in real time.
- Originally designed bionic fan blades and low noise compressor lower indoor unit sound level to 28dB.
- Adopt high precision temperature and humidity dual sensors (±0.5°C) to fully consider the impact of humidity on thermal comfort, reduce excessive dehumidification and substantially improve the level of comfort through intelligent correction of indoor temperature and humidity.
- WiFi module for remote APP control; smart sensor, with 360° temperature field detection, can automatically adjust airflow direction and the air conditioner's operation status by detecting the positions of occupants in the room.
- When installing the unit, wiring and piping can be done without opening the casing, saving installation time.
- Single fan compact design for outdoor units of the whole series, for the ease of transportation and installation
- Provide different debugging tools, for example, the portable debugger, which can monitor real-time operating parameters, set unit parameters and store underlying data; the monitoring and debugging software, which can remotely monitor operating conditions and parameters. After-sales personnel can check the monitored data to locate errors. Troubleshooting is more accurate and efficient.

## Indoor Unit

CE

### Duct type

- DC motor, energy-saving and high efficiency.
- Fresh air unit can be connected.
- Lift of water pump is 1000mm.
- Energy efficiency can be up to A++ in cooling season and A+ in heating season.

### Floor ceiling type

- DC motor, energy-saving and high efficiency.
- Fresh air unit can be connected.
- Lift of water pump is 1000mm.
- Energy efficiency can be up to A++ in cooling season and A+ in heating season.

### Cassette type

- 360° air discharge for balance room temperature.
- DC motor and DC water pump, energy-saving and high efficiency.
- Fresh air unit can be connected.
- Lift of water pump is 1000mm.
- Energy efficiency can be up to A++ in cooling season and A+ in heating season.

## Operating Condition

| Item | Nominal operating condition(temperature) | | | | Operating range(temperature) |
|---|---|---|---|---|---|
| | Outdoor condition | | Indoor condition | | Outdoor condition |
| | DB(℃) | WB(℃) | DB(℃) | WB(℃) | DB(℃) |
| Cooling | 35 | 24 | 27 | 19 | -20-52℃ |
| Heating | 7 | 6 | 20 | 15 | -20-24℃ |

## Units Lineup T1

| Capacity index | | 35 | 50 | 71 | 85 | 100 | 125 | 140 | 160 |
|---|---|---|---|---|---|---|---|---|---|
| Outdoor unit | |  |  |  |  |  |  |  |  |
| Indoor unit | Duct(without water pump) |  |  |  |  |  |  |  |  |
| | Duct(with water pump) |  |  |  |  |  |  |  |  |
| | Cassette |  |  |  |  |  |  |  |  |
| | Floor ceiling |  |  |  |  |  |  |  |  |

## Specifications

| Model | Outdoor unit | | | GUD35W1/NhA-S<br>GUD35W1/NhA-S(LCLH) | | |
|---|---|---|---|---|---|---|
| | Indoor unit | | | Duct | Cassette | Floor ceiling |
| | | | | GUD35PH1/A-S<br>GUD35PHS1/A-S | GUD35T1/A-S | GUD35ZD1/A-S |
| Capacity | Cooling | | kW | 3.5 | 3.5 | 3.5 |
| | | | Btu/h | 11900 | 11900 | 11900 |
| | Heating | | kW | 4.0 | 4.0 | 4.0 |
| | | | Btu/h | 13600 | 13600 | 13600 |
| EER /COP | | | - | 3.40/4.00 | 3.80/4.00 | 3.80/4.30 |
| SEER/SCOP | | | - | 6.50/4.00 | 7.10/4.20 | 7.2/4.1 |
| Energy efficiency grade (Cooling/Heating) | | | - | A++/A+ | A++/A+ | A++/A+ |
| Power supply | | | V/Ph//Hz | 220-240-1-50/60 | 220-240-50/60-1 | 220-240-1-50/60 |
| Power input | Cooling | | kW | 1.03 | 0.92 | 0.92 |
| | Heating | | kW | 1.0 | 1.0 | 0.93 |
| Current input | Cooling | | A | 4.90 | 4.40 | 4.40 |
| | Heating | | A | 4.80 | 4.80 | 4.45 |
| Refrigerant charge volume | | | kg | 0.57 | 0.57 | 0.57 |
| Loading quantity | | 40'GP/40'HQ | unit | 182/205 | 159/182 | 139/160 |
| Indoor unit | Air flow volume | | CFM | 353/324/294/235 | 353/324/294/235 | 383/353/294/235 |
| | | | m³/h | 600/550/500/400 | 600/550/500/400 | 650/600/500/400 |
| | ESP | Rated | Pa | 25 | 0 | 0 |
| | | Range | Pa | 0-80 | 0 | 0 |
| | Sound pressure level(SH/H/M/L) | | dB(A) | 35/33/32/30 | 36/35/33/29 | 35/34/31/28 |
| | Dimension (W×D×H) | Outline | mm | 700×450×200 | 570×570×260 | 870×665×235 |
| | | Package | mm | 1008×568×275 | 698×653×295 | 973×770×300 |
| | Net weight/Gross weight | | kg | 17.0/21.0 | 16.5/21.0 | 24.0/28.0 |
| | | | kg | 18.0/22.0 | | |
| Panel | Dimension (W×D×H) | Outline | mm | / | 620×620×47.5 | / |
| | | Package | mm | / | 693×693×115 | / |
| | Net weight/Gross weight | | kg | / | 3.0/4.5 | / |
| Outdoor unit | Sound pressure level | | dB(A) | 48 | 48 | 48 |
| | Dimension (W×D×H) | Outline | mm | 675×285×553 | 675×285×553 | 675×285×553 |
| | | Package | mm | 794×376×605 | 794×376×605 | 794×376×605 |
| | Net weight/Gross weight | | kg | 24.5/27.0 | 24.5/27.0 | 24.5/27.0 |
| Connecting pipe | Outdoor diameter | Liquid | inch(mm) | 1/4" | 1/4" | 1/4" |
| | | Gas | inch(mm) | 3/8" | 3/8" | 3/8" |
| | Max. distance | Height | m | 15/30 | 15/30 | 15/30 |
| | | Length | m | | | |

| Model | Outdoor unit | | | GUD50W1/NhA-S<br>GUD50W1/NhA-S(LCLH) | | | |
|---|---|---|---|---|---|---|---|
| | Indoor unit | | | Duct | Cassette | | Floor ceiling |
| | | | | GUD50PH1/A-S<br>GUD50PHS1/A-S | GUD50T1/A1-S | GUD50T1/A-S | GUD50ZD1/A-S |
| Capacity | Cooling | | kW | 5.3 | 5.0 | 5.3 | 5.3 |
| | | | Btu/h | 18000 | 17000 | 18000 | 18000 |
| | Heating | | kW | 5.6 | 5.6 | 5.8 | 5.6 |
| | | | Btu/h | 19100 | 19100 | 19790 | 19100 |
| EER /COP | | | - | 3.50/3.95 | 3.40/3.50 | 3.45/3.95 | 3.40/3.90 |
| SEER/SCOP | | | - | 6.30/4.00 | 6.60/4.00 | 7.20/4.30 | 6.5/4.2 |
| Energy efficiency grade (Cooling/Heating) | | | - | A++/A+ | A++/A+ | A++/A+ | A++/A+ |
| Power supply | | | V/Ph//Hz | 220-240-1-50/60 | 220-240-50/60-1 | 220-240-50/60-1 | 220-240-1-50/60 |
| Power input | Cooling | | kW | 1.51 | 1.47 | 1.54 | 1.56 |
| | Heating | | kW | 1.42 | 1.60 | 1.47 | 1.44 |
| Current input | Cooling | | A | 7.20 | 7.00 | 7.30 | 7.50 |
| | Heating | | A | 6.80 | 7.65 | 7.00 | 6.85 |
| Refrigerant charge volume | | | kg | 0.85 | 0.85 | 0.85 | 0.85 |
| Loading quantity | | 40'GP/40'HQ | unit | 145/164 | 148/165 | 102/116 | 126/144 |
| Indoor unit | Air flow volume | | CFM | 530/471/412/353 | 424/383/353/294 | 530/471/412/353 | 530/471/412/353 |
| | | | m³/h | 900/800/700/600 | 720/650/600/500 | 900/800/700/600 | 900/800/700/600 |
| | ESP | Rated | Pa | 25 | 0 | 0 | 0 |
| | | Range | Pa | 0-80 | 0 | 0 | 0 |
| | Sound pressure level(SH/H/M/L) | | dB(A) | 36/35/33/31 | 43/41/39/35 | 36/35/33/31 | 41/40/38/36 |
| | Dimension (W×D×H) | Outline | mm | 1000×450×200 | 570×570×260 | 840×840×200 | 870×665×235 |
| | | Package | mm | 1308×568×275 | 698×653×295 | 943×923×245 | 973×770×300 |
| | Net weight/Gross weight | | kg | 23.0/28.0 | 16.5/21.0 | 21.0/27.0 | 25.0/29.0 |
| | | | kg | 24.0/29.0 | | | |
| Panel | Dimension (W×D×H) | Outline | mm | / | 620×620×47.5 | 950×950×52 | / |
| | | Package | mm | / | 693×693×115 | 1033×1020×110 | / |
| | Net weight/Gross weight | | kg | / | 3.0/4.5 | 6.0/9.5 | / |
| Outdoor unit | Sound pressure level | | dB(A) | 52 | 52 | 52 | 52 |
| | Dimension (W×D×H) | Outline | mm | 745×300×555 | 745×300×555 | 745×300×555 | 745×300×555 |
| | | Package | mm | 872×398×609 | 872×398×609 | 872×398×609 | 872×398×609 |
| | Net weight/Gross weight | | kg | 30.5/33.0 | 30.5/33.0 | 30.5/33.0 | 30.5/33.0 |
| Connecting pipe | Outdoor diameter | Liquid | inch(mm) | 1/4" | 1/4" | 1/4" | 1/4" |
| | | Gas | inch(mm) | 1/2" | 1/2" | 1/2" | 1/2" |
| | Max. distance | Height | m | 20/30 | 20/30 | 1 | 2/3 |
| | | Length | m | | | | |

| Model | Outdoor unit | | | GUD71W1/NhA-S<br>GUD71W1/NhA-S(LCLH) | | |
|---|---|---|---|---|---|---|
| | Indoor unit | | | Duct | Cassette | Floor ceiling |
| | | | | GUD71PH1/A-S<br>GUD71PHS1/A-S | GUD71T1/A-S | GUD71ZD1/A-S |
| Capacity | Cooling | | kW | 7.1 | 7.1 | 7.1 |
| | | | Btu/h | 24200 | 24200 | 24200 |
| | Heating | | kW | 8.0 | 7.8 | 7.7 |
| | | | Btu/h | 27200 | 27200 | 26200 |
| EER /COP | | | - | 3.70/4.00 | 3.50/3.90 | 3.50/3.95 |
| SEER/SCOP | | | - | 6.60/4.10 | 6.70/4.30 | 7.2/4.3 |
| Energy efficiency grade (Cooling/Heating) | | | - | A++/A+ | A++/A+ | A++/A+ |
| Power supply | | | V/Ph//Hz | 220-240-1-50/60 | 220-240-50/60-1 | 220-240-1-50/60 |
| Power input | Cooling | | kW | 1.92 | 2.03 | 2.03 |
| | Heating | | kW | 2.0 | 2.0 | 1.95 |
| Current input | Cooling | | A | 9.20 | 9.70 | 9.70 |
| | Heating | | A | 9.60 | 9.60 | 9.10 |
| Refrigerant charge volume | | | kg | 1.50 | 1.50 | 1.50 |
| Loading quantity | | 40'GP/40'HQ | unit | 98/109 | 84/94 | 92/102 |
| Indoor unit | Air flow volume | | CFM | 647/588/529/470 | 647/588/529/470 | 735/647/588/529 |
| | | | $m^3/h$ | 1100/1000/900/800 | 1100/1000/900/800 | 1250/1100/1000/900 |
| | ESP | Rated | Pa | 25 | 0 | 0 |
| | | Range | Pa | 0-160 | 0 | 0 |
| | Sound pressure level(SH/H/M/L) | | dB(A) | 37/35/33/31 | 39/38/36/34 | 41/39/37/35 |
| | Dimension (W×D×H) | Outline | mm | 900×655×260 | 840×840×200 | 1200×665×235 |
| | | Package | mm | 1115×772×320 | 943×923×245 | 1303×770×300 |
| | Net weight/Gross weight | | kg | 28.5/32.5 | 21.0/27.0 | 31.0/36.0 |
| | | | kg | 29.5/33.5 | | |
| Panel | Dimension (W×D×H) | Outline | mm | / | 950×950×52 | / |
| | | Package | mm | / | 1033×1020×110 | / |
| | Net weight/Gross weight | | kg | / | 6.0/9.5 | / |
| Outdoor unit | Sound pressure level | | dB(A) | 55 | 55 | 55 |
| | Dimension (W×D×H) | Outline | mm | 889×340×660 | 889×340×660 | 889×340×660 |
| | | Package | mm | 1032×456×730 | 1032×456×730 | 1032×456×730 |
| | Net weight/Gross weight | | kg | 41.5/45.0 | 41.5/45.0 | 41.5/45.0 |
| Connecting pipe | Outdoor diameter | Liquid | inch(mm) | 3/8" | 3/8" | 3/8" |
| | | Gas | inch(mm) | 5/8" | 5/8" | 5/8" |
| | Max. distance | Height | m | 20/30 | 20/30 | 20/30 |
| | | Length | m | | | |

| Model | Outdoor unit | | | GUD100W1/NhA-S<br>GUD100W1/NhA-S(LCLH) | GUD100W1/NhA-X<br>GUD100W1/NhA-X(LCLH) | GUD100W1/NhA-S<br>GUD100W1/NhA-S(LCLH) | GUD100W1/NhA-X<br>GUD100W1/NhA-X(LCLH) | GUD100W1/NhA-S<br>GUD100W1/NhA-S(LCLH) | GUD100W1/NhA-X<br>GUD100W1/NhA-X(LCLH) |
|---|---|---|---|---|---|---|---|---|---|
| | Indoor unit | | | Duct | | Cassette | | Floor ceiling | |
| | | | | GUD100PH1/A-S<br>GUD100PHS1/A-S | | GUD100T1/A-S | | GUD100ZD1/A-S | |
| Capacity | Cooling | | kW | 10.5 | 10.5 | 10.5 | 10.5 | 10.0 | 10.0 |
| | | | Btu/h | 35800 | 35800 | 35800 | 35800 | 34100 | 34100 |
| | Heating | | kW | 11.5 | 11.5 | 11.5 | 11.5 | 11.5 | 11.5 |
| | | | Btu/h | 39200 | 39200 | 39200 | 39200 | 39200 | 39200 |
| EER /COP | | | - | 3.50/4.10 | 3.50/4.10 | 3.40/3.90 | 3.40/3.90 | 3.40/3.90 | 3.40/3.90 |
| SEER/SCOP | | | - | 6.40/4.20 | 6.40/4.20 | 6.60/4.40 | 6.60/4.40 | 6.3/4.2 | 6.3/4.2 |
| Energy efficiebcy grade | | | - | A++/A+ | A++/A+ | A++/A+ | A++/A+ | A++/A+ | A++/A+ |
| Power supply | | | V/Ph/Hz | 220-240-1-50/60 | 380-415-3-50/60 | 220-240-50/60-1 | 380-415-3-50/60 | 220-240-1-50/60 | 380-415-3-50/60 |
| Power input | Cooling | | kW | 3.00 | 3.00 | 3.10 | 3.10 | 2.94 | 2.94 |
| | Heating | | kW | 2.8 | 2.8 | 2.95 | 2.95 | 2.95 | 2.95 |
| Current input | Cooling | | A | 14.35 | 4.8 | 14.80 | 4.90 | 14.00 | 4.65 |
| | Heating | | A | 13.4 | 4.45 | 14.10 | 4.70 | 14.10 | 4.70 |
| Refrigerant charge volume | | | kg | 2.10 | 2.10 | 2.10 | 2.10 | 2.10 | 2.10 |
| Loading quantity | | 40'GP/40'HQ | unit | 64/72 | 64/72 | 68/78 | 68/78 | 69/83 | 69/83 |
| Indoor unit | Air flow volume | | CFM | 1000/941/824/710 | 1000/941/824/710 | 883/824/710/589 | 883/824/710/589 | 941/883/824/710 | 941/883/824/710 |
| | | | $m^3/h$ | 1700/1600/1400/1200 | 1700/1600/1400/1200 | 1500/1400/1200/1000 | 1500/1400/1200/1000 | 1600/1500/1400/1200 | 1600/1500/1400/1200 |
| | ESP | Rated | Pa | 37 | 37 | 0 | 0 | 0 | 0 |
| | | Range | Pa | 0-160 | 0-160 | 0 | 0 | 0 | 0 |
| | Sound pressure level(SH/H/M/L) | | dB(A) | 39/38/37/36 | 39/38/37/36 | 43/41/39/38 | 43/41/39/38 | 48/46/45/43 | 48/46/45/43 |
| | Dimension (W×D×H) | Outline | mm | 1340×655×260 | 1340×655×260 | 840×840×240 | 840×840×240 | 1200×665×235 | 1200×665×235 |
| | | Package | mm | 1568×770×323 | 1568×770×323 | 933×903×272 | 933×903×272 | 1303×770×300 | 1303×770×300 |
| | Net weight/Gross weight | | kg | 42.0/48.0 | 42.0/48.0 | 23.0/29.0 | 23.0/29.0 | 32.0/37.0 | 32.0/37.0 |
| | | | kg | 43.0/49.0 | 43.0/49.0 | | | | |
| Panel | Dimension (W×D×H) | Outline | mm | / | / | 950×950×52 | 950×950×52 | / | / |
| | | Package | mm | / | / | 1033×1020×110 | 1033×1020×110 | / | / |
| | Net weight/Gross weight | | kg | / | / | 6.0/9.5 | 6.0/9.5 | / | / |
| Outdoor unit | Sound pressure level | | dB(A) | 57 | 57 | 57 | 57 | 57 | 57 |
| | Dimension (W×D×H) | Outline | mm | 940×370×820 | 940×370×820 | 940×370×820 | 940×370×820 | 940×370×820 | 940×370×820 |
| | | Package | mm | 1093×497×885 | 1093×497×885 | 1093×497×885 | 1093×497×885 | 1093×497×885 | 1093×497×885 |
| | Net weight/Gross weight | | kg | 65.0/72.0 | 75.0/82.0 | 65.0/72.0 | 75.0/82.0 | 65.0/72.0 | 75.0/82.0 |
| Connecting pipe | Outdoor diameter | Liquid | inch(mm) | 3/8" | 3/8" | 3/8" | 3/8" | 3/8" | 3/8" |
| | | Gas | inch(mm) | 5/8" | 5/8" | 5/8" | 5/8" | 5/8" | 5/8" |
| | Max. distance | Height | m | 30/75 | 30/75 | 30/75 | 30/75 | 30/75 | 30/75 |
| | | Length | m | | | | | | |

| Model | Outdoor unit | | | GUD85W1/NhA-S<br>GUD85W1/NhA-S(LCLH) | | |
|---|---|---|---|---|---|---|
| | Indoor unit | | | Duct | Cassette | Floor ceiling |
| | | | | GUD85PH1/A-S<br>GUD85PHS1/A-S | GUD85T1/A-S | GUD85ZD1/A-S |
| Capacity | Cooling | | kW | 8.5 | 8.5 | 8.5 |
| | | | Btu/h | 29000 | 29000 | 29000 |
| | Heating | | kW | 8.80 | 8.8 | 8.80 |
| | | | Btu/h | 30000 | 30000 | 30000 |
| EER /COP | | | - | 3.40/3.90 | 3.40/3.90 | 3.40/3.90 |
| SEER/SCOP | | | - | 6.40/4.10 | 6.90/4.30 | 6.80/4.50 |
| Energy efficiebcy grade | | | - | A++/A+ | A++/A+ | A++/A+ |
| Power supply | | | V/Ph//Hz | 220-240-1-50/60 | 220-240-50/60-1 | 220-240-1-50/60 |
| Power input | Cooling | | kW | 2.50 | 2.50 | 2.50 |
| | Heating | | kW | 2.25 | 2.25 | 2.25 |
| Current input | Cooling | | A | 11.40 | 11.40 | 11.40 |
| | Heating | | A | 10.30 | 10.30 | 10.30 |
| Refrigerant charge volume | | | kg | 1.50 | 1.50 | 1.50 |
| Loading quantity | | 40'GP/40'HQ | unit | 98/109 | 84/94 | 92/102 |
| Indoor unit | Air flow volume | | CFM | 824/765/647/588 | 824/765/647/588 | 824/765/706/588 |
| | | | $m^3/h$ | 1400/1300/1100/1000 | 1400/1300/1100/1000 | 1400/1300/1200/1000 |
| | ESP | Rated | Pa | 37 | 0 | 0 |
| | | Range | Pa | 0-160 | 0 | 0 |
| | Sound pressure level(SH/H/M/L) | | dB(A) | 43/41/39/37 | 47/46/42/38 | 46/45/43/39 |
| | Dimension (W×D×H) | Outline | mm | 900×655×260 | 840×840×200 | 1200×665×235 |
| | | Package | mm | 1115×772×320 | 943×923×245 | 1303×770×300 |
| | Net weight/Gross weight | | kg | 28.5/32.5 | 21.0/27.0 | 32.0/37.0 |
| | | | kg | 29.5/33.5 | | |
| Panel | Dimension (W×D×H) | Outline | mm | / | 950×950×52 | / |
| | | Package | mm | / | 1033×1020×110 | / |
| | Net weight/Gross weight | | kg | / | 6.0/9.5 | / |
| Outdoor unit | Sound pressure level | | dB(A) | 57 | 57 | 57 |
| | Dimension (W×D×H) | Outline | mm | 889×340×660 | 889×340×660 | 889×340×660 |
| | | Package | mm | 1032×456×730 | 1032×456×730 | 1032×456×730 |
| | Net weight/Gross weight | | kg | 46.0/50.0 | 46.0/50.0 | 46.0/50.0 |
| Connecting pipe | Outdoor diameter | Liquid | inch(mm) | 3/8" | 3/8" | 3/8" |
| | | Gas | inch(mm) | 5/8" | 5/8" | 5/8" |
| | Max. distance | Height | m | 25/30 | 25/30 | 25/30 |
| | | Length | m | | | |

| Model | Outdoor unit | | | GUD125W1/NhA-S<br>GUD125W1/NhA-S(LCLH) | GUD125W1/NhA-X<br>GUD125W1/NhA-X(LCLH) | GUD125W1/NhA-S<br>GUD125W1/NhA-S(LCLH) | GUD125W1/NhA-X<br>GUD125W1/NhA-X(LCLH) | GUD125W1/NhA-S<br>GUD125W1/NhA-S(LCLH) | GUD125W1/NhA-X<br>GUD125W1/NhA-X(LCLH) |
|---|---|---|---|---|---|---|---|---|---|
| | Indoor unit | | | Duct | | Cassette | | Floor ceiling | |
| | | | | GUD125PH1/A-S | | GUD125T1/A-S | | GUD125ZD1/A-S | |
| Capacity | Cooling | | kW | 12.1 | 12.1 | 12.1 | 12.1 | 12.1 | 12.1 |
| | | | Btu/h | 41200 | 41200 | 41200 | 41200 | 41200 | 41200 |
| | Heating | | kW | 13.5 | 13.5 | 13.5 | 13.5 | 13.5 | 13.5 |
| | | | Btu/h | 46000 | 46000 | 46000 | 46000 | 46000 | 46000 |
| EER /COP | | | - | 3.38/3.65 | 3.38/3.65 | 3.10/3.40 | 3.10/3.40 | 3.30/3.60 | 3.30/3.60 |
| SEER/SCOP | | | - | 6.10/4.10 | 6.10/4.10 | 6.10/4.10 | 6.10/4.10 | 6.3/4.0 | 6.3/4.0 |
| Energy efficiebcy grade | | | - | A++/A+ | A++/A+ | A++/A+ | A++/A+ | A++/A+ | A++/A+ |
| Power supply | | | V/Ph/Hz | 220-240-1-50/60 | 380-415-3-50/60 | 220-240-1-50/60 | 380-415-3-50/60 | 220-240-1-50/60 | 380-415-3-50/60 |
| Power input | Cooling | | kW | 3.58 | 3.58 | 3.90 | 3.90 | 3.67 | 3.67 |
| | Heating | | kW | 3.7 | 3.7 | 3.97 | 4.0 | 3.75 | 3.75 |
| Current input | Cooling | | A | 17.2 | 5.7 | 18.60 | 6.20 | 17.50 | 5.85 |
| | Heating | | A | 17.7 | 5.9 | 19.00 | 6.30 | 17.90 | 6.00 |
| Refrigerant charge volume | | | kg | 2.25 | 2.25 | 2.25 | 2.25 | 2.25 | 2.25 |
| Loading quantity | | 40'GP/40'HQ | unit | 64/72 | 64/72 | 68/78 | 68/78 | 62/74 | 62/74 |
| Indoor unit | Air flow volume | | CFM | 1177/1059/941/824 | 1177/1059/941/824 | 1000/883/765/647 | 1000/883/765/647 | 1118/1059/941/824 | 1118/1059/941/824 |
| | | | $m^3/h$ | 2000/1800/1600/1400 | 2000/1800/1600/1400 | 1700/1500/1300/1100 | 1700/1500/1300/1100 | 1900/1800/1600/1400 | 1900/1800/1600/1400 |
| | ESP | Rated | Pa | 50 | 50 | 0 | 0 | 0 | 0 |
| | | Range | Pa | 0-160 | 0-160 | 0 | 0 | 0 | 0 |
| | Sound pressure level(SH/H/M/L) | | dB(A) | 43/42/41/40 | 43/42/41/40 | 48/46/43/39 | 48/46/43/39 | 45/43/40/38 | 45/43/40/38 |
| | Dimension (W×D×H) | Outline | mm | 1340×655×260 | 1340×655×260 | 840×840×240 | 840×840×240 | 1570×665×235 | 1570×665×235 |
| | | Package | mm | 1568×770×323 | 1568×770×323 | 933×903×272 | 933×903×272 | 1669×770×300 | 1669×770×300 |
| | Net weight/Gross weight | | kg | 42.0/48.0 | 42.0/48.0 | 23.0/29.0 | 23.0/29.0 | 39.5/46.5 | 39.5/46.5 |
| | | | kg | 43.0/49.0 | 43.0/49.0 | | | | |
| Panel | Dimension (W×D×H) | Outline | mm | / | / | 950×950×52 | 950×950×52 | / | / |
| | | Package | mm | / | / | 1033×1020×110 | 1033×1020×110 | / | / |
| | Net weight/Gross weight | | kg | / | / | 6.0/9.5 | 6.0/9.5 | / | / |
| Outdoor unit | Sound pressure level | | dB(A) | 58 | 58 | 58 | 58 | 58 | 58 |
| | Dimension (W×D×H) | Outline | mm | 940×370×820 | 940×370×820 | 940×370×820 | 940×370×820 | 940×370×820 | 940×370×820 |
| | | Package | mm | 1093×497×885 | 1093×497×885 | 1093×497×885 | 1093×497×885 | 1093×497×885 | 1093×497×885 |
| | Net weight/Gross weight | | kg | 66.0/73.0 | 76.0/83.0 | 66.0/73.0 | 76.0/83.0 | 66.0/73.0 | 76.0/83.0 |
| Connecting pipe | Outdoor diameter | Liquid | inch(mm) | 3/8" | 3/8" | 3/8" | 3/8" | 3/8" | 3/8" |
| | | Gas | inch(mm) | 5/8" | 5/8" | 5/8" | 5/8" | 5/8" | 5/8" |
| | Max. distance | Height | m | 30/75 | 30/75 | 30/75 | 30/75 | 30/75 | 30/75 |
| | | Length | m | | | | | | |

| Model | Outdoor unit | | | GUD140W1/NhA-S GUD140W1/NhA-S(LCLH) | GUD140W1/NhA-X GUD140W1/NhA-X(LCLH) | GUD140W1/NhA-S GUD140W1/NhA-S(LCLH) | GUD140W1/NhA-X GUD140W1/NhA-X(LCLH) | GUD140W1/NhA-S GUD140W1/NhA-S(LCLH) | GUD140W1/NhA-X GUD140W1/NhA-X(LCLH) |
|---|---|---|---|---|---|---|---|---|---|
| | Indoor unit | | | Duct | | Cassette | | Floor ceiling | |
| | | | | GUD140PH1/A-S | | GUD140T1/A-S | | GUD140ZD1/A-S | |
| Capacity | Cooling | | kW | 13.4 | 13.4 | 13.4 | 13.4 | 13.4 | 13.4 |
| | | | Btu/h | 45700 | 45700 | 45700 | 45700 | 45700 | 45700 |
| | Heating | | kW | 15.50 | 15.50 | 15.5 | 15.5 | 15.50 | 15.50 |
| | | | Btu/h | 52900 | 52900 | 52900 | 52900 | 52900 | 52900 |
| EER /COP | | | - | 2.98/3.44 | 2.98/3.44 | 2.91/3.30 | 2.91/3.30 | 3.12/3.69 | 3.12/3.69 |
| SEER/SCOP | | | - | 6.10/4.00 | 6.10/4.00 | 6.30/4.00 | 6.30/4.00 | 6.30/4.00 | 6.30/4.00 |
| Energy efficiebcy grade | | | - | A++/A+ | A++/A+ | A++/A+ | A++/A+ | A++/A+ | A++/A+ |
| Power supply | | | V/Ph//Hz | 220-240-1-50/60 | 380-415-3-50/60 | 220-240-1-50/60 | 380-415-3-50/60 | 220-240-1-50/60 | 380-415-3-50/60 |
| Power input | Cooling | | kW | 4.50 | 4.50 | 4.60 | 4.60 | 4.30 | 4.30 |
| | Heating | | kW | 4.5 | 4.5 | 4.7 | 4.7 | 4.2 | 4.2 |
| Current input | Cooling | | A | 20.60 | 6.80 | 21.00 | 7.00 | 19.70 | 6.50 |
| | Heating | | A | 20.60 | 6.80 | 21.50 | 7.10 | 19.20 | 6.40 |
| Refrigerant charge volume | | | kg | 2.80 | 2.80 | 2.80 | 2.80 | 2.80 | 2.80 |
| Loading quantity | | 40'GP/40'HQ | unit | 56/63 | 56/63 | 64/74 | 64/74 | 62/74 | 62/74 |
| Indoor unit | Air flow volume | | CFM | 1354/1236/1059/883 | 1354/1236/1059/883 | 1177/1059/942/824 | 1177/1059/942/824 | 1354/1236/1059/883 | 1354/1236/1059/883 |
| | | | $m^3/h$ | 2300/2100/1800/1500 | 2300/2100/1800/1500 | 2000/1800/1600/1400 | 2000/1800/1600/1400 | 2300/2100/1800/1500 | 2300/2100/1800/1500 |
| | ESP | Rated | Pa | 50 | 50 | 0 | 0 | 0 | 0 |
| | | Range | Pa | 0-200 | 0-200 | 0 | 0 | 0 | 0 |
| | Sound pressure level(SH/H/M/L) | | dB(A) | 43/42/40/38 | 43/42/40/38 | 50/48/45/41 | 50/48/45/41 | 51/48/45/43 | 51/48/45/43 |
| | Dimension (W×D×H) | Outline | mm | 1400×700×300 | 1400×700×300 | 840×840×290 | 840×840×290 | 1570×665×235 | 1570×665×235 |
| | | Package | mm | 1601×813×365 | 1601×813×365 | 933×903×335 | 933×903×335 | 1669×770×300 | 1669×770×300 |
| | Net weight/Gross weight | | kg | 51.0/57.0 | 51.0/57.0 | 25.0/32.0 | 25.0/32.0 | 42.0/49.0 | 42.0/49.0 |
| | | | kg | 52.0/58.0 | 52.0/58.0 | | | | |
| Panel | Dimension (W×D×H) | Outline | mm | / | / | 950×950×52 | 950×950×52 | / | / |
| | | Package | mm | / | / | 1033×1020×110 | 1033×1020×110 | / | / |
| | Net weight/Gross weight | | kg | / | / | 6.0/9.5 | 6.0/9.5 | / | / |
| Outdoor unit | Sound pressure level | | dB(A) | 59 | 59 | 59 | 59 | 59 | 59 |
| | Dimension (W×D×H) | Outline | mm | 940×370×820 | 940×370×820 | 940×370×820 | 940×370×820 | 940×370×820 | 940×370×820 |
| | | Package | mm | 1093×497×885 | 1093×497×885 | 1093×497×885 | 1093×497×885 | 1093×497×885 | 1093×497×885 |
| | Net weight/Gross weight | | kg | 73.0/80.0 | 81.0/88.0 | 73.0/80.0 | 81.0/88.0 | 73.0/80.0 | 81.0/88.0 |
| Connecting pipe | Outdoor diameter | Liquid | inch(mm) | 3/8" | 3/8" | 3/8" | 3/8" | 3/8" | 3/8" |
| | | Gas | inch(mm) | 5/8" | 5/8" | 5/8" | 5/8" | 5/8" | 5/8" |
| | Max. distance | Height | m | 30/75 | 30/75 | 30/75 | 30/75 | 30/75 | 30/75 |
| | | Length | m | | | | | | |

| Model | Outdoor unit | | | GUD160W1/NhA-X GUD160W1/NhA-X(LCLH) | | |
|---|---|---|---|---|---|---|
| | Indoor unit | | | Duct | Cassette | Floor ceiling |
| | | | | GUD160PH1/A-S GUD160PHS1/A-S | GUD160T1/A-S | GUD160ZD1/A-S |
| Capacity | Cooling | | kW | 16.0 | 14.5 | 16.0 |
| | | | Btu/h | 54500 | 49400 | 54500 |
| | Heating | | kW | 17.0 | 17.0 | 17.0 |
| | | | Btu/h | 58000 | 58000 | 58000 |
| EER /COP | | | - | 2.96/3.62 | 2.74/2.98 | 3.02/3.54 |
| SEER/SCOP | | | - | 6.10/4.00 | 6.10/4.00 | 6.10/4.00 |
| Energy efficiebcy grade | | | - | A++/A+ | A++/A+ | A++/A+ |
| Power supply | | | V/Ph//Hz | 380-415-3-50/60 | 380-415-3-50/60 | 380-415-3-50/60 |
| Power input | Cooling | | kW | 5.40 | 5.30 | 5.30 |
| | Heating | | kW | 4.7 | 5.7 | 4.8 |
| Current input | Cooling | | A | 9.20 | 9.00 | 9.00 |
| | Heating | | A | 8.00 | 8.20 | 9.70 |
| Refrigerant charge volume | | | kg | 3.50 | 3.50 | 3.50 |
| Loading quantity | | 40'GP/40'HQ | unit | 49/57 | 58/62 | 60/67 |
| Indoor unit | Air flow volume | | CFM | 1529/1354/1176/1000 | 1354/1235/1118/941 | 1412/1294/1118/941 |
| | | | $m^3/h$ | 2600/2300/2000/1700 | 2300/2100/1900/1600 | 2400/2200/1900/1600 |
| | ESP | Rated | Pa | 50 | 0 | 0 |
| | | Range | Pa | 0-200 | 0 | 0 |
| | Sound pressure level(SH/H/M/L) | | dB(A) | 46/44/42/40 | 52/50/48/44 | 53/51/48/44 |
| | Dimension (W×D×H) | Outline | mm | 1400×700×300 | 840×840×290 | 1570×665×235 |
| | | Package | mm | 1601×813×365 | 933×903×335 | 1669×770×300 |
| | Net weight/Gross weight | | kg | 54.0/61.0 | 26.0/33.0 | 42.0/49.0 |
| | | | kg | 55.0/62.0 | | |
| Panel | Dimension (W×D×H) | Outline | mm | / | 950×950×52 | / |
| | | Package | mm | / | 1033×1020×110 | / |
| | Net weight/Gross weight | | kg | / | 6.0/9.5 | / |
| Outdoor unit | Sound pressure level | | dB(A) | 60 | 60 | 60 |
| | Dimension (W×D×H) | Outline | mm | 990×370×960 | 990×370×960 | 990×370×960 |
| | | Package | mm | 1153×478×1110 | 1153×478×1110 | 1153×478×1110 |
| | Net weight/Gross weight | | kg | 94.0/103.0 | 94.0/103.0 | 94.0/103.0 |
| Connecting pipe | Outdoor diameter | Liquid | inch(mm) | 3/8" | 3/8" | 3/8" |
| | | Gas | inch(mm) | 5/8" | 5/8" | 5/8" |
| | Max. distance | Height | m | 30/75 | 30/75 | 30/75 |
| | | Length | m | | | |

## Control System Lineup

| Controlling system | Model | Outlook | Duct | Cassette | Floor ceiling |
|---|---|---|---|---|---|
| Remote Controller | YAP1F7 |  | ○ | ● | ● |
| | YAP1F | | ○ | ○ | ○ |
| Wired controller | XE7A-24/H |  | ● | ○ | ○ |
| Wired controller（WiFi） | XE7A-24/HC | | ○ | ○ | ○ |
| Duct unit LED panel（matched with remote controller） | JS13 |  | ○ | ○ | ○ |
| Access control | LE60-24/H1 |  | ○ | ○ | ○ |
| Centralized controller | CE52-24/F(C) |  | ○ | ○ | ○ |
| Modbus gateway | ME50-00/EG(M) |  | ○ | ○ | ○ |
| Wired controller | XE73-24/HC* |  | ○ | ○ | ○ |

Note:
● means standard, ○ means optional.
*This product model is under developemnt. Please confirm the final specifications with sales representatives.

U-Match, T3 R32 & R410a Series

# Technical Specifications

## U-Match

Tropical INVERTER R410A

### U-Match R410A DC Inverter

It is a kind of split system that the outdoor unit can be connected to various indoor units (duct and cassette type) with cooling capacity from 18K to 60K, which is designed for tropical areas.

Anti-corrosion fin | Built-in drain pump | Turbo function | High ESP | Wide voltage range | Wide operation range

- Anti-corrosion golden fins.
- Control drive board adopts refrigerant radiating technology.
- 3-layer anti-corrosion coating of PCB.
- Dust-proof and insect-proof electric box.

### Indoor Unit

#### Duct type

- High static pressure duct unit is only 900mm in length (for 18K/24K).
- Adjustable static pressure, up to 9 static pressure levels with a maximum of 200Pa.
- Alterable air return modes. There are two air return modes: rear air return and bottom air return.
- Two drainage methods are offered: natural drainage and pump drainage with the lift up to 1000mm.

#### Cassette type

- Equipped with 360° air outlet panel for more comfortable air supply.
- Auto lifting panel for convenient filter cleaning.
- Closed wide air louver + independent air supply for 4 zones (programmable wired controller is required).
- Electric box designed for easy disassembly and servicing.
- Fireproof electrical box is adopted.

#### Floor ceiling

- There are two installation options for users to choose.
- Air louvers can be completely closed to avoid dust.
- The 2-way air return design enlarges air return area and increases air volume by 7%.
- Large-angle swing design.

| Item | Nominal operating condition (temperature) | | | | Operation range (temperature) |
|---|---|---|---|---|---|
| | Outdoor condition | | Indoor condition | | Outdoor condition |
| | DB (℃) | WB (℃) | DB (℃) | WB (℃) | DB (℃) |
| Cooling | 35 | 24 | 27 | 19 | 18~52 |
| Heating | 7 | 6 | 20 | 15 | -10~24 |

## Tropical

| Capacity | | 18K | 24K | 36K | 48K | 60K |
|---|---|---|---|---|---|---|
| Outdoor unit | |  |  |  |  |  |
| Indoor unit | Duct |  |  |  |  |  |
| | Cassette |  |  |  |  |  |
| | Floor ceiling | / | / |  |  |  |

| Model | Outdoor unit | | | GUTD18W1/A-S(E) | | |
|---|---|---|---|---|---|---|
| | Indoor unit | | | Duct | Duct (with water pump) | Cassette |
| | | | | GUD18PH1/A-S(E) | GUD18PHS1/A-S(E) | GUD18T1/A-S(E) |
| Capacity | Cooling | | kW | 5.3 | 5.3 | 5.3 |
| | | | BTU/h | 18100 | 18100 | 18100 |
| | Heating | | kW | 5.6 | 5.6 | 5.6 |
| | | | BTU/h | 19100 | 19100 | 19100 |
| EER /COP | | | W/W | 3.81/3.73 | 3.81/3.73 | 3.81/3.94 |
| Power supply | | | V/Ph/Hz | 220~240V~50/60Hz | | |
| Power input | Cooling | | kW | 1.39 | 1.39 | 1.39 |
| | Heating | | kW | 1.50 | 1.50 | 1.42 |
| Current input | Cooling | | A | 6.40 | 6.40 | 6.40 |
| | Heating | | A | 6.9 | 6.9 | 6.5 |
| Refrigerant charge volume | | | kg | 1 | 1 | 1 |
| Indoor unit | Air flow volume(SH/H/M/L) | | CFM | 706/677/620/559 | 706/677/620/559 | 706/677/620/559 |
| | | | $m^3/h$ | 1200/1150/1050/950 | 1200/1150/1050/950 | 1200/1150/1050/950 |
| | ESP | Rated | Pa | 25 | 25 | - |
| | | Range | Pa | 0~125 | 0~125 | - |
| | Sound pressure level(SS/H/M/L) | | dB(A) | 40/39/37/35 | 40/39/37/35 | 42/41/40/37 |
| | Dimension (W×D×H) | Outline | mm | 900×655×260 | 900×655×260 | 840×840×200 |
| | | Package | mm | 1115×772×320 | 1115×772×320 | 943×923×245 |
| | Net weight/Gross weight | | kg | 28.0/32.0 | 29.0/33.0 | 21.0/27.0 |
| Panel | Dimension (W×D×H) | Outline | mm | - | - | 950×950×52 |
| | | Package | mm | - | - | 1033×1020×125 |
| | Net weight/Gross weight | | kg | - | - | 7.5/11.0 |
| Outdoor unit | Sound pressure level | | dB(A) | 56 | 56 | 56 |
| | Dimension (W×D×H) | Outline | mm | 889×340×660 | 889×340×660 | 889×340×660 |
| | | Package | mm | 1032×456×730 | 1032×456×730 | 1032×456×730 |
| | Net weight/Gross weight | | kg | 40/44 | 40/44 | 40/44 |
| Connecting pipe | Outdoor diameter | Liquid | inch(mm) | Φ3/8(9.52) | Φ3/8(9.52) | Φ3/8(9.52) |
| | | Gas | inch(mm) | Φ5/8(16) | Φ5/8(16) | Φ5/8(16) |
| | Max. distance | Height/Length | m | 30 | 30 | 30 |
| Loading quantity | 40'GP/40'HQ | | unit | 98/109 | 98/109 | 83/94 |

| Model | Outdoor unit | | | GUTD24W1/A-S(E) | | |
|---|---|---|---|---|---|---|
| | Indoor unit | | | Duct | Duct (with water pump) | Cassette |
| | | | | GUD24PH1/A-S(E) | GUD24PHS1/A-S(E) | GUD24T1/A-S(E) |
| Capacity | Cooling | | kW | 7.1 | 7.1 | 7.1 |
| | | | BTU/h | 24200 | 24200 | 24200 |
| | Heating | | kW | 8.0 | 8.0 | 8.0 |
| | | | BTU/h | 27300 | 27300 | 27300 |
| EER /COP | | | W/W | 3.86/3.54 | 3.86/3.54 | 3.86/3.39 |
| Power supply | | | V/Ph/Hz | 220~240V~50/60Hz | | |
| Power input | Cooling | | kW | 1.84 | 1.84 | 1.84 |
| | Heating | | kW | 2.26 | 2.26 | 2.36 |
| Current input | Cooling | | A | 8.40 | 8.40 | 8.40 |
| | Heating | | A | 10.30 | 10.30 | 10.80 |
| Refrigerant charge volume | | | kg | 1.65 | 1.65 | 1.65 |
| Indoor unit | Air flow volume(SH/H/M/L) | | CFM | 824/736/677/589 | 824/736/677/589 | 765/706/618/530 |
| | | | $m^3/h$ | 1400/1250/1150/1000 | 1400/1250/1150/1000 | 1300/1200/1050/900 |
| | ESP | Rated | Pa | 25 | 25 | - |
| | | Range | Pa | 0~125 | 0~125 | - |
| | Sound pressure level(SS/H/M/L) | | dB(A) | 42/40/37 | 42/40/37 | 46/42/39 |
| | Dimension (W×D×H) | Outline | mm | 900×655×260 | 900×655×260 | 840×840×200 |
| | | Package | mm | 1115×772×320 | 1115×772×320 | 943×923×245 |
| | Net weight/Gross weight | | kg | 29.0/33.0 | 30.0/34.0 | 21.0/27.0 |
| Panel | Dimension (W×D×H) | Outline | mm | - | - | 950×950×52 |
| | | Package | mm | - | - | 1033×1020×125 |
| | Net weight/Gross weight | | kg | - | - | 7.5/11.0 |
| Outdoor unit | Sound pressure level | | dB(A) | 57 | 57 | 57 |
| | Dimension (W×D×H) | Outline | mm | 889×340×660 | 889×340×660 | 889×340×660 |
| | | Package | mm | 1032×456×730 | 1032×456×730 | 1032×456×730 |
| | Net weight/Gross weight | | kg | 46.0/50.0 | 46.0/50.0 | 46.0/50.0 |
| Connecting pipe | Outdoor diameter | Liquid | inch(mm) | Φ3/8(9.52) | Φ3/8(9.52) | Φ3/8(9.52) |
| | | Gas | inch(mm) | Φ5/8(16.0) | Φ5/8(16.0) | Φ5/8(16.0) |
| | Max. distance | Height/Length | m | 15/30 | 15/30 | 15/30 |
| Loading quantity | 40'GP/40'HQ | | unit | 98/109 | 98/109 | 83/94 |

| Model | Outdoor unit | | | GUTD36W1/A-S(E) | | | |
|---|---|---|---|---|---|---|---|
| | Indoor unit | | | Duct | Duct (with water pump) | Cassette | Floor ceiling |
| | | | | GUD36PH1/A-S(E) | GUD36PHS1/A-S(E) | GUD36T1/A-S(E) | GUD36ZD1/A-S(E) |
| Capacity | Cooling | | kW | 10.5 | 10.5 | 10.5 | 10.5 |
| | | | BTU/h | 35800 | 35800 | 35800 | 35800 |
| | Heating | | kW | 11.5 | 11.5 | 11.3 | 11.2 |
| | | | BTU/h | 39200 | 39200 | 38600 | 38200 |
| EER /COP | | | W/W | 3.2/3.29 | 3.2/3.29 | 3.39/3.53 | 3.39/3.50 |
| Power supply | | | V/Ph/Hz | 220~240V~50/60Hz | | | |
| Power input | Cooling | | kW | 3.2 | 3.2 | 3.1 | 3.1 |
| | Heating | | kW | 3.5 | 3.5 | 3.2 | 3.2 |
| Current input | Cooling | | A | 14.6 | 14.6 | 14.2 | 14.2 |
| | Heating | | A | 16 | 16 | 14.6 | 14.6 |
| Refrigerant charge volume | | | kg | 3 | 3 | 3 | 3 |
| Indoor unit | Air flow volume(SH/H/M/L) | | CFM | 1000/942/824/706 | 1000/942/824/706 | 1059/942/824/706 | 1059/942/824/706 |
| | | | $m^3/h$ | 1800/1600/1400/1200 | 1800/1600/1400/1200 | 1800/1600/1400/1200 | 1800/1600/1400/1200 |
| | ESP | Rated | Pa | 37 | 37 | - | - |
| | | Range | Pa | 0-125 | 0-125 | - | - |
| | Sound pressure level(SS/H/M/L) | | dB(A) | 46/45/43/41 | 46/45/43/41 | 49/47/43/40 | 50/47/45/43 |
| | Dimension (W×D×H) | Outline | mm | 900×655×260 | 900×655×260 | 840×840×240 | 1200×665×235 |
| | | Package | mm | 1115×772×320 | 1115×772×320 | 933×903×272 | 1303×770×300 |
| | Net weight/Gross weight | | kg | 29.0/33.0 | 30.0/34.0 | 23.0/29.0 | 34.0/39.0 |
| Panel | Dimension (W×D×H) | Outline | mm | - | - | 950×950×52 | - |
| | | Package | mm | - | - | 1033×1020×125 | - |
| | Net weight/Gross weight | | kg | - | - | 7.5/11.0 | - |
| Outdoor unit | Sound pressure level | | dB(A) | 58 | 58 | 58 | 58 |
| | Dimension (W×D×H) | Outline | mm | 920×370×746 | 920×370×746 | 920×370×746 | 920×370×746 |
| | | Package | mm | 1080×483×800 | 1080×483×800 | 1080×483×800 | 1080×483×800 |
| | Net weight/Gross weight | | kg | 61.0/66.0 | 61.0/66.0 | 61.0/66.0 | 61.0/66.0 |
| Connecting pipe | Outdoor diameter | Liquid | inch(mm) | Φ3/8(9.52) | Φ3/8(9.52) | Φ3/8(9.52) | Φ3/8(9.52) |
| | | Gas | inch(mm) | Φ5/8(16.0) | Φ5/8(16.0) | Φ5/8(16.0) | Φ5/8(16.0) |
| | Max. distance | Height/Length | m | 20/30 | 20/30 | 20/30 | 20/30 |
| Loading quantity | 40'GP/40'HQ | | unit | 82/96 | 82/96 | 72/81 | 79/90 |

| Model | Outdoor unit | | | GUTD48W1/A-S(E) | | | |
|---|---|---|---|---|---|---|---|
| | Indoor unit | | | Duct | Duct (with water pump) | Cassette | Floor ceiling |
| | | | | GUD48PH1/A-S(E) | GUD48PHS1/A-S(E) | GUD48T1/A-S(E) | GUD48ZD1/A-S(E) |
| Capacity | Cooling | | kW | 14 | 14 | 14 | 14 |
| | | | BTU/h | 47800 | 47800 | 47800 | 47800 |
| | Heating | | kW | 16 | 16 | 16 | 15 |
| | | | BTU/h | 54600 | 54600 | 54600 | 51000 |
| EER /COP | | | W/W | 2.92/3.64 | 2.92/3.64 | 2.69/3.60 | 2.92/3.41 |
| Power supply | | | V/Ph/Hz | 220~240V~50/60Hz | | | |
| Power input | Cooling | | kW | 4.8 | 4.8 | 5.2 | 4.8 |
| | Heating | | kW | 4.4 | 4.4 | 4.45 | 4.4 |
| Current input | Cooling | | A | 21.9 | 21.9 | 23.8 | 22 |
| | Heating | | A | 20.1 | 20.1 | 20.3 | 20.1 |
| Refrigerant charge volume | | | kg | 3.6 | 3.6 | 3.6 | 3.6 |
| Indoor unit | Air flow volume(SH/H/M/L) | | CFM | 1648/1471/1295/1059 | 1648/1471/1295/1059 | 1412/1295/1118/942 | 1530/1353/1177/942 |
| | | | $m^3/h$ | 2800/2500/2200/1800 | 2800/2500/2200/1800 | 2400/2200/1900/1600 | 2600/2300/2000/1600 |
| | ESP | Rated | Pa | 50 | 50 | - | - |
| | | Range | Pa | 0~200 | 0~200 | - | - |
| | Sound pressure level(SS/H/M/L) | | dB(A) | 48/45/44/41 | 48/45/44/41 | 53/51/48/44 | 52/49/47/44 |
| | Dimension (W×D×H) | Outline | mm | 1400×700×300 | 1400×700×300 | 840×840×290 | 1570×665×235 |
| | | Package | mm | 1601×813×365 | 1601×813×365 | 933×903×335 | 1669×770×300 |
| | Net weight/Gross weight | | kg | 53.0/60.0 | 52.0/59.0 | 26.0/33.0 | 42.0/49.0 |
| Panel | Dimension (W×D×H) | Outline | mm | - | - | 950×950×52 | - |
| | | Package | mm | - | - | 1033×1020×125 | - |
| | Net weight/Gross weight | | kg | - | - | 7.5/11.0 | - |
| Outdoor unit | Sound pressure level | | dB(A) | 60 | 60 | 60 | 60 |
| | Dimension (W×D×H) | Outline | mm | 940×370×820 | 940×370×820 | 940×370×820 | 940×370×820 |
| | | Package | mm | 1093×497×885 | 1093×497×885 | 1093×497×885 | 1093×497×885 |
| | Net weight/Gross weight | | kg | 73.0/80.0 | 73.0/80.0 | 73.0/80.0 | 73.0/80.0 |
| Connecting pipe | Outdoor diameter | Liquid | inch(mm) | Φ3/8(9.52) | Φ3/8(9.52) | Φ3/8(9.52) | Φ3/8(9.52) |
| | | Gas | inch(mm) | Φ5/8(16.0) | Φ5/8(16.0) | Φ5/8(16.0) | Φ5/8(16.0) |
| | Max. distance | Height/Length | m | 30/50 | 30/50 | 30/50 | 30/50 |
| Loading quantity | 40'GP/40'HQ | | unit | 56/63 | 56/63 | 62/71 | 62/74 |

| Model | Outdoor unit | | | GUTD60W1/A-S(E) | | | |
|---|---|---|---|---|---|---|---|
| | Indoor unit | | | Duct | Duct (with water pump) | Cassette | Floor ceiling |
| | | | | GUD60PH1/A-S(E) | GUD60PHS1/A-S(E) | GUD60T1/A-S(E) | GUD60ZD1/A-S(E) |
| Capacity | Cooling | | kW | 16 | 16 | 16 | 15.8 |
| | | | BTU/h | 54500 | 54500 | 54500 | 53900 |
| | Heating | | kW | 17 | 17 | 17 | 17 |
| | | | BTU/h | 58000 | 58000 | 58000 | 58000 |
| EER /COP | | | W/W | 2.54/3.40 | 2.54/3.40 | 2.58/3.15 | 2.59/ 3.40 |
| Power supply | | | V/Ph/Hz | 220~240V~50/60Hz | | | / |
| Power input | Cooling | | kW | 6.3 | 6.3 | 6.2 | 6.1 |
| | Heating | | kW | 5 | 5 | 5.4 | 5 |
| Current input | Cooling | | A | 29 | 29 | 28.5 | 28 |
| | Heating | | A | 23 | 23 | 24.5 | 23 |
| Refrigerant charge volume | | | kg | 3.6 | 3.6 | 3.6 | 3.6 |
| Indoor unit | Air flow volume(SH/H/M/L) | | CFM | 1648/1471/1295/1059 | 1648/1471/1295/1059 | 1412/1295/1118/942 | 1530/1353/1177/942 |
| | | | $m^3/h$ | 2800/2500/2200/1800 | 2800/2500/2200/1800 | 2400/2200/1900/1600 | 2600/2300/2000/1600 |
| | ESP | Rated | Pa | 50 | 50 | - | - |
| | | Range | Pa | 0~200 | 0~200 | - | - |
| | Sound pressure level(SS/H/M/L) | | dB(A) | 48/45/44/41 | 48/45/44/41 | 53/51/48/44 | 52/49/47/44 |
| | Dimension (W×D×H) | Outline | mm | 1400×700×300 | 1400×700×300 | 840×840×290 | 1570×665×235 |
| | | Package | mm | 1601×813×365 | 1601×813×365 | 933×903×335 | 1669×770×300 |
| | Net weight/Gross weight | | kg | 55.0/62.0 | 54.0/61.0 | 26.0/33.0 | 42.0/49.0 |
| Panel | Dimension (W×D×H) | Outline | mm | - | - | 950×950×52 | - |
| | | Package | mm | - | - | 1033×1020×125 | - |
| | Net weight/Gross weight | | kg | - | - | 7.5/11.0 | - |
| Outdoor unit | Sound pressure level | | dB(A) | 61 | 61 | 61 | 61 |
| | Dimension (W×D×H) | Outline | mm | 900×340×1260 | 900×340×1260 | 900×340×1260 | 900×340×1260 |
| | | Package | mm | 1033×443×1405 | 1033×443×1405 | 1033×443×1405 | 1033×443×1405 |
| | Net weight/Gross weight | | kg | 94.0/103.0 | 94.0/103.0 | 94.0/103.0 | 94.0/103.0 |
| Connecting pipe | Outdoor diameter | Liquid | inch(mm) | Φ3/8(9.52) | Φ3/8(9.52) | Φ3/8(9.52) | Φ3/8(9.52) |
| | | Gas | inch(mm) | Φ5/8(16.0) | Φ5/8(16.0) | Φ5/8(16.0) | Φ5/8(16.0) |
| | Max. distance | Height/Length | m | 30/50 | 30/50 | 30/50 | 30/50 |
| Loading quantity | 40'GP/40'HQ | | unit | 44/50 | 44/50 | 50/55 | 57/57 |

## Control system lineup

| Controlling system | | Product series | Duct | Cassette | Floor ceiling |
|---|---|---|---|---|---|
| Wired controller | XE7A-24/HC |  | ○ | ○ | ○ |
| | XE7A-24/H | | ● | ○ | ○ |
| Centralized controller | CE52-24/F(C) |  | ○ | ○ | ○ |
| MODBUS gateway | ME50-00/EG(M) |  | ○ | ● | ○ |
| BACnet gateway | ME30-44/D2(B) |  | ○ | ○ | ○ |

Note: ●means standard, ○means optional.

# U-Match

Tropical INVERTER R32

## U-Match R32 DC Inverter

It is a kind of split system that the outdoor unit can be connected to duct type indoor unit with its cooling capacity from 3.5kW to 16kW, which is designed for tropical areas.

Anti-corrosion fin | Built-in drain pump | Turbo function | High ESP | Wide voltage range | Wide operation range

- Golden anticorrosion fins.
- Control drive board adopts refrigerant radiating technology.
- 3-layer anti-corrosion coating of PCB.
- Dust-proof and insect-proof electric box.

### Indoor Unit

## Duct type

- Adjustable static pressure, up to 9 static pressure levels with a maximum of 200Pa.
- Alterable air return modes. There are two air return modes optional: rear air return and bottom air return.
- Two drainage methods are offered: natural drainage and pump drainage with the lift up to 1000mm.

| Item | Nominal operating condition (temperature) | | | | Operation range (temperature) |
|---|---|---|---|---|---|
| | Outdoor condition | | Indoor condition | | Outdoor condition |
| | DB (℃) | WB (℃) | DB (℃) | WB (℃) | DB (℃) |
| Cooling | 35 | 24 | 27 | 19 | 18~52 |
| Heating | 7 | 6 | 20 | 15 | 0~24 |

Tropical

| Capacity | | 35 | 50 | 71 | 85 |
|---|---|---|---|---|---|
| Outdoor unit | |  |  |  |  |
| Indoor unit | Duct |  |  |  |  |

Tropical

| Capacity | | 100 | 125 | 140 | 160 |
|---|---|---|---|---|---|
| Outdoor unit | |  |  |  |  |
| Indoor unit | Duct |  |  |  |  |

| Model | Outdoor unit | | | GUD35W1/NhA2-S | |
|---|---|---|---|---|---|
| | Indoor unit | | | Duct | Duct (with water pump) |
| | | | | GUD35P1/A2-S | GUD35PS1/A2-S |
| Capacity | Cooling | | kW | 3.52 | 3.52 |
| | | | BTU/h | 12000 | 12000 |
| | Heating | | kW | 4.0 | 4.0 |
| | | | BTU/h | 13600 | 13600 |
| EER /COP | | | W/W | 3.46/4.00 | 3.46/4.00 |
| Power supply | | | V/Ph/Hz | 220~240V~50/60Hz | |
| Power input | Cooling | | kW | 1.02 | 1.02 |
| | Heating | | kW | 1.00 | 1.00 |
| Current input | Cooling | | A | 4.90 | 4.90 |
| | Heating | | A | 4.80 | 4.80 |
| Refrigerant charge volume | | | kg | 0.57 | 0.57 |
| Indoor unit | Air flow volume(SH/H/M/L) | | CFM | 353/324/294/235 | 353/324/294/235 |
| | | | $m^3/h$ | 600/550/500/400 | 600/550/500/400 |
| | ESP | Rated | Pa | 25 | 25 |
| | | Range | Pa | 0-80 | 0-80 |
| | Sound pressure level(SS/H/M/L) | | dB(A) | 35/33/32/30 | 35/33/32/30 |
| | Dimension (W×D×H) | Outline | mm | 700×450×200 | 700×450×200 |
| | | Package | mm | 1008×568×275 | 1008×568×275 |
| | Net weight/Gross weight | | kg | 17/21 | 18/22 |
| Panel | Dimension (W×D×H) | Outline | mm | - | - |
| | | Package | mm | - | - |
| | Net weight/Gross weight | | kg | - | - |
| Outdoor unit | Sound pressure level | | dB(A) | 48 | 48 |
| | Dimension (W×D×H) | Outline | mm | 675×285×553 | 675×285×553 |
| | | Package | mm | 794×376×605 | 794×376×605 |
| | Net weight/Gross weight | | kg | 24.5/27 | 24.5/27 |
| Connecting pipe | Outdoor diameter | Liquid | inch(mm) | Φ1/4(6) | Φ1/4(6) |
| | | Gas | inch(mm) | Φ3/8(9.52) | Φ3/8(9.52) |
| | Max. distance | Height/Length | m | 15/30 | 15/30 |
| Loading quantity | 40'GP/40'HQ | | unit | 182/205 | 182/205 |

Note: This product model is under development. Please confirm the final specifications with the sales personnel.

| Model | Outdoor unit | | | GUD50W1/NhA2-S | |
|---|---|---|---|---|---|
| | Indoor unit | | | Duct | Duct (with water pump) |
| | | | | GUD50PH1/A2-S | GUD50PHS1/A2-S |
| Capacity | Cooling | | kW | 5.28 | 5.28 |
| | | | BTU/h | 18000 | 18000 |
| | Heating | | kW | 5.6 | 5.6 |
| | | | BTU/h | 19100 | 19100 |
| EER /COP | | | W/W | 3.47/3.95 | 3.47/3.95 |
| Power supply | | | V/Ph/Hz | 220~240V~50/60Hz | |
| Power input | Cooling | | kW | 1.52 | 1.52 |
| | Heating | | kW | 1.42 | 1.42 |
| Current input | Cooling | | A | 7.00 | 7.00 |
| | Heating | | A | 6.80 | 6.80 |
| Refrigerant charge volume | | | kg | 0.85 | 0.85 |
| Indoor unit | Air flow volume(SH/H/M/L) | | CFM | 647/588/529/470 | 647/588/529/470 |
| | | | $m^3/h$ | 1100/1000/900/800 | 1100/1000/900/800 |
| | ESP | Rated | Pa | 25 | 25 |
| | | Range | Pa | 0-160 | 0-160 |
| | Sound pressure level(SS/H/M/L) | | dB(A) | 36/35/33/31 | 36/35/33/31 |
| | Dimension (W×D×H) | Outline | mm | 900×655×260 | 900×655×260 |
| | | Package | mm | 1115×772×320 | 1115×772×320 |
| | Net weight/Gross weight | | kg | 28/32 | 29/33 |
| Panel | Dimension (W×D×H) | Outline | mm | - | - |
| | | Package | mm | - | - |
| | Net weight/Gross weight | | kg | - | - |
| Outdoor unit | Sound pressure level | | dB(A) | 52 | 52 |
| | Dimension (W×D×H) | Outline | mm | 745×300×555 | 745×300×555 |
| | | Package | mm | 872×398×609 | 872×398×609 |
| | Net weight/Gross weight | | kg | 30.5/33 | 30.5/33 |
| Connecting pipe | Outdoor diameter | Liquid | inch(mm) | Φ1/4(6) | Φ1/4(6) |
| | | Gas | inch(mm) | Φ1/2(12) | Φ1/2(12) |
| | Max. distance | Height/Length | m | 20/30 | 20/30 |
| Loading quantity | 40'GP/40'HQ | | unit | 119/138 | 119/138 |

Note: This product model is under development. Please confirm the final specifications with the sales personnel.

| Model | Outdoor unit | | | GUD71W1/NhA2-S | |
|---|---|---|---|---|---|
| | Indoor unit | | | Duct | Duct (with water pump) |
| | | | | GUD71PH1/A2-S | GUD71PHS1/A2-S |
| Capacity | Cooling | | kW | 7.03 | 7.03 |
| | | | BTU/h | 24000 | 24000 |
| | Heating | | kW | 8.00 | 8.00 |
| | | | BTU/h | 27200 | 27200 |
| EER /COP | | | W/W | 3.46/4.00 | 3.46/4.00 |
| Power supply | | | V/Ph/Hz | 220~240V~50/60Hz | |
| Power input | Cooling | | kW | 2.03 | 2.03 |
| | Heating | | kW | 2.00 | 2.00 |
| Current input | Cooling | | A | 9.80 | 9.80 |
| | Heating | | A | 9.60 | 9.60 |
| Refrigerant charge volume | | | kg | 1.5 | 1.5 |
| Indoor unit | Air flow volume(SH/H/M/L) | | CFM | 647/588/529/470 | 647/588/529/470 |
| | | | $m^3/h$ | 1100/1000/900/800 | 1100/1000/900/800 |
| | ESP | Rated | Pa | 25 | 25 |
| | | Range | Pa | 0-160 | 0-160 |
| | Sound pressure level(SS/H/M/L) | | dB(A) | 37/35/33/31 | 37/35/33/31 |
| | Dimension (W×D×H) | Outline | mm | 900×655×260 | 900×655×260 |
| | | Package | mm | 1115×772×320 | 1115×772×320 |
| | Net weight/Gross weight | | kg | 28.5/32.5 | 29.5/33.5 |
| Panel | Dimension (W×D×H) | Outline | mm | - | - |
| | | Package | mm | - | - |
| | Net weight/Gross weight | | kg | - | - |
| Outdoor unit | Sound pressure level | | dB(A) | 55 | 55 |
| | Dimension (W×D×H) | Outline | mm | 889×340×660 | 889×340×660 |
| | | Package | mm | 1032×456×730 | 1032×456×730 |
| | Net weight/Gross weight | | kg | 41.5/45 | 41.5/45 |
| Connecting pipe | Outdoor diameter | Liquid | inch(mm) | Φ3/8(9.52) | Φ3/8(9.52) |
| | | Gas | inch(mm) | Φ5/8(16) | Φ5/8(16) |
| | Max. distance | Height/Length | m | 20/30 | 20/30 |
| Loading quantity | 40'GP/40'HQ | | unit | 98/109 | 98/109 |

Note: This product model is under development. Please confirm the final specifications with the sales personnel.

| Model | Outdoor unit | | | GUD85W1/NhA2-S | |
|---|---|---|---|---|---|
| | Indoor unit | | | Duct | Duct (with water pump) |
| | | | | GUD85PH1/A2-S | GUD85PHS1/A2-S |
| Capacity | Cooling | | kW | 8.50 | 8.50 |
| | | | BTU/h | 29000 | 29000 |
| | Heating | | kW | 8.80 | 8.80 |
| | | | BTU/h | 30000 | 30000 |
| EER /COP | | | W/W | 3.47/3.90 | 3.47/3.90 |
| Power supply | | | V/Ph/Hz | 220~240V~50/60Hz | |
| Power input | Cooling | | kW | 2.45 | 2.45 |
| | Heating | | kW | 2.25 | 2.25 |
| Current input | Cooling | | A | 11.20 | 11.20 |
| | Heating | | A | 10.3 | 10.3 |
| Refrigerant charge volume | | | kg | 1.5 | 1.5 |
| Indoor unit | Air flow volume(SH/H/M/L) | | CFM | 824/765/647/588 | 824/765/647/588 |
| | | | $m^3/h$ | 1400/1300/1100/1000 | 1400/1300/1100/1000 |
| | ESP | Rated | Pa | 37 | 37 |
| | | Range | Pa | 0-160 | 0-160 |
| | Sound pressure level(SS/H/M/L) | | dB(A) | 43/41/39/37 | 43/41/39/37 |
| | Dimension (W×D×H) | Outline | mm | 900×655×260 | 900×655×260 |
| | | Package | mm | 1115×772×320 | 1115×772×320 |
| | Net weight/Gross weight | | kg | 28.5/32.5 | 29.5/33.5 |
| Panel | Dimension (W×D×H) | Outline | mm | - | - |
| | | Package | mm | - | - |
| | Net weight/Gross weight | | kg | - | - |
| Outdoor unit | Sound pressure level | | dB(A) | 57 | 57 |
| | Dimension (W×D×H) | Outline | mm | 889×340×660 | 889×340×660 |
| | | Package | mm | 1032×456×730 | 1032×456×730 |
| | Net weight/Gross weight | | kg | 46/50 | 46/50 |
| Connecting pipe | Outdoor diameter | Liquid | inch(mm) | Φ3/8(9.52) | Φ3/8(9.52) |
| | | Gas | inch(mm) | Φ5/8(16) | Φ5/8(16) |
| | Max. distance | Height/Length | m | 25/30 | 25/30 |
| Loading quantity | 40'GP/40'HQ | | unit | 98/109 | 98/109 |

Note: This product model is under development. Please confirm the final specifications with the sales personnel.

| Model | Outdoor unit | | | GUD100W1/NhA2-S | |
|---|---|---|---|---|---|
| | Indoor unit | | | Duct | Duct (with water pump) |
| | | | | GUD100PH1/A2-S | GUD100PHS1/A2-S |
| Capacity | Cooling | | kW | 10.55 | 10.55 |
| | | | BTU/h | 36000 | 36000 |
| | Heating | | kW | 11.50 | 11.50 |
| | | | BTU/h | 39200 | 39200 |
| EER /COP | | | W/W | 3.46/4.10 | 3.46/4.10 |
| Power supply | | | V/Ph/Hz | 220~240V~50/60Hz | |
| Power input | Cooling | | kW | 3.05 | 3.05 |
| | Heating | | kW | 2.80 | 2.80 |
| Current input | Cooling | | A | 14.0 | 14.0 |
| | Heating | | A | 13.4 | 13.4 |
| Refrigerant charge volume | | | kg | 2.1 | 2.1 |
| Indoor unit | Air flow volume(SH/H/M/L) | | CFM | 1000/941/824/710 | 1000/941/824/710 |
| | | | $m^3/h$ | 1700/1600/1400/1200 | 1700/1600/1400/1200 |
| | ESP | Rated | Pa | 37 | 37 |
| | | Range | Pa | 0-160 | 0-160 |
| | Sound pressure level(SS/H/M/L) | | dB(A) | 39/38/37/36 | 39/38/37/36 |
| | Dimension (W×D×H) | Outline | mm | 1340×655×260 | 1340×655×260 |
| | | Package | mm | 1568×770×323 | 1568×770×323 |
| | Net weight/Gross weight | | kg | 42/48 | 43/49 |
| Panel | Dimension (W×D×H) | Outline | mm | - | - |
| | | Package | mm | - | - |
| | Net weight/Gross weight | | kg | - | - |
| Outdoor unit | Sound pressure level | | dB(A) | 57 | 57 |
| | Dimension (W×D×H) | Outline | mm | 940×370×820 | 940×370×820 |
| | | Package | mm | 1093×497×885 | 1093×497×885 |
| | Net weight/Gross weight | | kg | 65/72 | 65/72 |
| Connecting pipe | Outdoor diameter | Liquid | inch(mm) | Φ3/8(9.52) | Φ3/8(9.52) |
| | | Gas | inch(mm) | Φ5/8(16) | Φ5/8(16) |
| | Max. distance | Height/Length | m | 30/50 | 30/50 |
| Loading quantity | 40'GP/40'HQ | | unit | 64/72 | 64/72 |

Note: This product model is under development. Please confirm the final specifications with the sales personnel.

| Model | Outdoor unit | | | GUD125W1/NhA2-S | |
|---|---|---|---|---|---|
| | Indoor unit | | | Duct | Duct (with water pump) |
| | | | | GUD125PH1/A2-S | GUD125PHS1/A2-S |
| Capacity | Cooling | | kW | 11.14 | 11.14 |
| | | | BTU/h | 38000 | 38000 |
| | Heating | | kW | 13.50 | 13.50 |
| | | | BTU/h | 46000 | 46000 |
| EER /COP | | | W/W | 3.46/3.65 | 3.46/3.65 |
| Power supply | | | V/Ph/Hz | 220~240V~50/60Hz | |
| Power input | Cooling | | kW | 3.22 | 3.22 |
| | Heating | | kW | 3.70 | 3.70 |
| Current input | Cooling | | A | 14.70 | 14.70 |
| | Heating | | A | 17.7 | 17.7 |
| Refrigerant charge volume | | | kg | 2.25 | 2.25 |
| Indoor unit | Air flow volume(SH/H/M/L) | | CFM | 1177/1059/941/824 | 1177/1059/941/824 |
| | | | $m^3/h$ | 2000/1800/1600/1400 | 2000/1800/1600/1400 |
| | ESP | Rated | Pa | 50 | 50 |
| | | Range | Pa | 0-160 | 0-160 |
| | Sound pressure level(SS/H/M/L) | | dB(A) | 43/42/41/40 | 43/42/41/40 |
| | Dimension (W×D×H) | Outline | mm | 1340×655×260 | 1340×655×260 |
| | | Package | mm | 1568×770×323 | 1568×770×323 |
| | Net weight/Gross weight | | kg | 42/48 | 43/49 |
| Panel | Dimension (W×D×H) | Outline | mm | - | - |
| | | Package | mm | - | - |
| | Net weight/Gross weight | | kg | - | - |
| Outdoor unit | Sound pressure level | | dB(A) | 58 | 58 |
| | Dimension (W×D×H) | Outline | mm | 940×370×820 | 940×370×820 |
| | | Package | mm | 1093×497×885 | 1093×497×885 |
| | Net weight/Gross weight | | kg | 66/73 | 66/73 |
| Connecting pipe | Outdoor diameter | Liquid | inch(mm) | Φ3/8(9.52) | Φ3/8(9.52) |
| | | Gas | inch(mm) | Φ5/8(16) | Φ5/8(16) |
| | Max. distance | Height/Length | m | 30/50 | 30/50 |
| Loading quantity | 40'GP/40'HQ | | unit | 64/72 | 64/72 |

Note: This product model is under development. Please confirm the final specifications with the sales personnel.

| Model | Outdoor unit | | | GUD140W1/NhA2-S | |
|---|---|---|---|---|---|
| | Indoor unit | | | Duct | Duct (with water pump) |
| | | | | GUD140PH1/A2-S | GUD140PHS1/A2-S |
| Capacity | Cooling | | kW | 11.72 | 11.72 |
| | | | BTU/h | 40000 | 40000 |
| | Heating | | kW | 15.50 | 15.50 |
| | | | BTU/h | 52900 | 52900 |
| EER /COP | | | W/W | 3.46/3.44 | 3.46/3.44 |
| Power supply | | | V/Ph/Hz | 220~240V~50/60Hz | |
| Power input | Cooling | | kW | 3.39 | 3.39 |
| | Heating | | kW | 4.50 | 4.50 |
| Current input | Cooling | | A | 15.50 | 15.50 |
| | Heating | | A | 20.6 | 20.6 |
| Refrigerant charge volume | | | kg | 2.8 | 2.8 |
| Indoor unit | Air flow volume(SH/H/M/L) | | CFM | 1354/1236/1059/883 | 1354/1236/1059/883 |
| | | | $m^3/h$ | 2300/2100/1800/1500 | 2300/2100/1800/1500 |
| | ESP | Rated | Pa | 50 | 50 |
| | | Range | Pa | 0-200 | 0-200 |
| | Sound pressure level(SS/H/M/L) | | dB(A) | 43/42/40/38 | 43/42/40/38 |
| | Dimension (W×D×H) | Outline | mm | 1400×700×300 | 1400×700×300 |
| | | Package | mm | 1601×813×365 | 1601×813×365 |
| | Net weight/Gross weight | | kg | 51/57 | 52/58 |
| Panel | Dimension (W×D×H) | Outline | mm | - | - |
| | | Package | mm | - | - |
| | Net weight/Gross weight | | kg | - | - |
| Outdoor unit | Sound pressure level | | dB(A) | 59 | 59 |
| | Dimension (W×D×H) | Outline | mm | 940×370×820 | 940×370×820 |
| | | Package | mm | 1093×497×885 | 1093×497×885 |
| | Net weight/Gross weight | | kg | 73/80 | 73/80 |
| Connecting pipe | Outdoor diameter | Liquid | inch(mm) | Φ3/8(9.52) | Φ3/8(9.52) |
| | | Gas | inch(mm) | Φ5/8(16) | Φ5/8(16) |
| | Max. distance | Height/Length | m | 30/50 | 30/50 |
| Loading quantity | 40'GP/40'HQ | | unit | 56/63 | 56/63 |

Note: This product model is under development. Please confirm the final specifications with the sales personnel.

| Model | Outdoor unit | | | GUD160W1/NhA2-S | |
|---|---|---|---|---|---|
| | Indoor unit | | | Duct | Duct (with water pump) |
| | | | | GUD160PH1/A2-S | GUD160PHS1/A2-S |
| Capacity | Cooling | | kW | 14.95 | 14.95 |
| | | | BTU/h | 51000 | 51000 |
| | Heating | | kW | 16.0 | 16.0 |
| | | | BTU/h | 54600 | 54600 |
| EER /COP | | | W/W | 3.46/3.02 | 3.46/3.02 |
| Power supply | | | V/Ph/Hz | 220~240V~50/60Hz | |
| Power input | Cooling | | kW | 4.32 | 4.32 |
| | Heating | | kW | 5.30 | 5.30 |
| Current input | Cooling | | A | 19.80 | 19.80 |
| | Heating | | A | 24.3 | 24.3 |
| Refrigerant charge volume | | | kg | 3 | 3 |
| Indoor unit | Air flow volume(SH/H/M/L) | | CFM | 1529/1354/1176/1000 | 1529/1354/1176/1000 |
| | | | $m^3/h$ | 2600/2300/2000/1700 | 2600/2300/2000/1700 |
| | ESP | Rated | Pa | 50 | 50 |
| | | Range | Pa | 0-200 | 0-200 |
| | Sound pressure level(SS/H/M/L) | | dB(A) | 47/45/43/40 | 47/45/43/40 |
| | Dimension (W×D×H) | Outline | mm | 1400×700×300 | 1400×700×300 |
| | | Package | mm | 1601×813×365 | 1601×813×365 |
| | Net weight/Gross weight | | kg | 54/61 | 55/62 |
| Panel | Dimension (W×D×H) | Outline | mm | - | - |
| | | Package | mm | - | - |
| | Net weight/Gross weight | | kg | - | - |
| Outdoor unit | Sound pressure level | | dB(A) | 61 | 61 |
| | Dimension (W×D×H) | Outline | mm | 900×340×1260 | 900×340×1260 |
| | | Package | mm | 1033×443×1405 | 1033×443×1405 |
| | Net weight/Gross weight | | kg | 95/104 | 95/104 |
| Connecting pipe | Outdoor diameter | Liquid | inch(mm) | Φ3/8(9.52) | Φ3/8(9.52) |
| | | Gas | inch(mm) | Φ5/8(16) | Φ5/8(16) |
| | Max. distance | Height/Length | m | 30/75 | 30/75 |
| Loading quantity | 40'GP/40'HQ | | unit | 30/50 | 30/50 |

Note: This product model is under development. Please confirm the final specifications with the sales personnel.

## Control system lineup

| Controlling system | | Product series | Duct | Cassette |
|---|---|---|---|---|
| Wired controller | XE7A-24/HC |  | ○ | ○ |
| | XE7A-24/H | | ○ | ○ |
| | XE7A-24/H2 | | ○ | ○ |
| | XE7A-24/H2C | | ● | ○ |
| | XE73-24/HC1 |  | ○ | ○ |
| Centralized controller | CE52-24/F(C) |  | ○ | ○ |
| MODBUS gateway | ME50-00/EG(M) |  | ○ | ○ |
| BACnet gateway | ME30-44/D2(B) |  | ○ | ○ |

Note: ●means standard, ○means optional.


# Big Duct Split Units

*T1, Inverter, R410a*

## 1 Energy-efficient • Comfortable

It adopts DC motor and the compressor's drive program is optimized. The lowest operation frequency is lowered and the compressor's output is decreased, more energy-saving and efficient.

### Application of DC inverter compressor

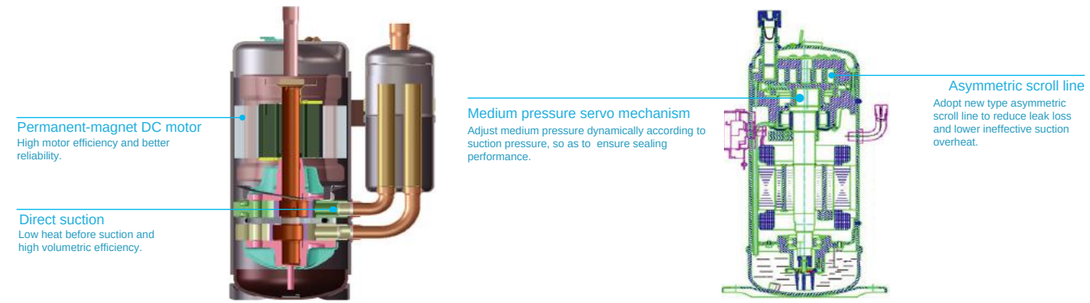


### Inverter 180° sine wave technology

» Thanks to inverter 180° sine wave technology, output of compressor is much smoother and fluctuation of temperature is smaller, more energy-saving and comfortable.

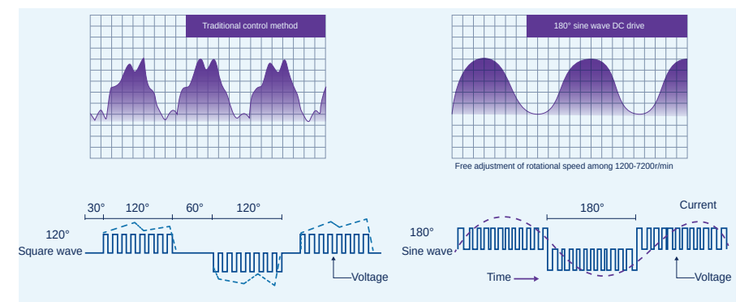


### Torque control technology

» Thanks to the minimum current and maximum torque control technology, the minimum current can output the maximum torque, reducing the consumption of motor winding and intelligent power module for higher efficiency.

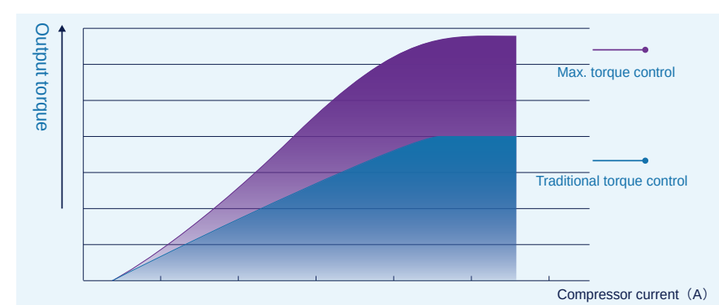

## Inverter fan control technology

» DC inverter motor is adopted with reserved outlet air static pressure, energy-saving function and quiet function etc., being able to achieve stepless speed control within 5Hz~75Hz. Stepless inverter fan control is more precise compared with multiple speed adjustment.

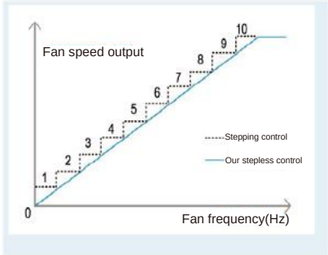


» Fan speed is adjusted precisely according to the demand of heat exchange amount, which effectively ensures system pressure maintained in most optimized status and greatly improves motor efficiency.

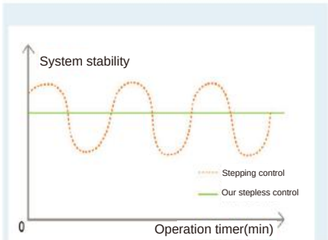


*Not applicable for 50-60kW fixed-speed units.

## Condenser simulation design

» Condenser adopts fine-draw fins and inner-threaded heat exchange pipe. Through simulation of wind field and stream, condenser heat exchange effect is greatly improved.

## Inner-threaded pipe

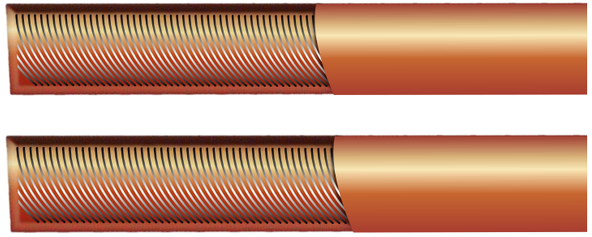

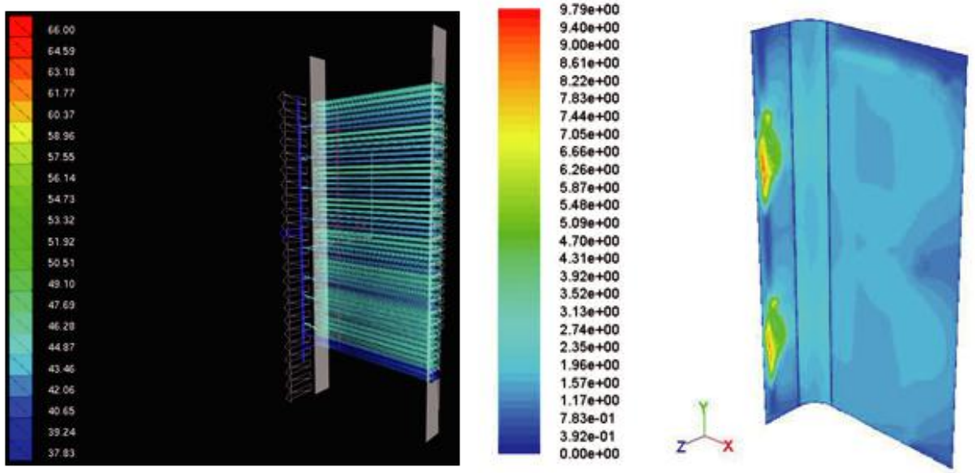


## PID control technology

» Adopt smart PID capacity adjustment technology for quickly and accurately reaching set temperature. The comfort in the room is greatly improved thanks to small temperature fluctuation.

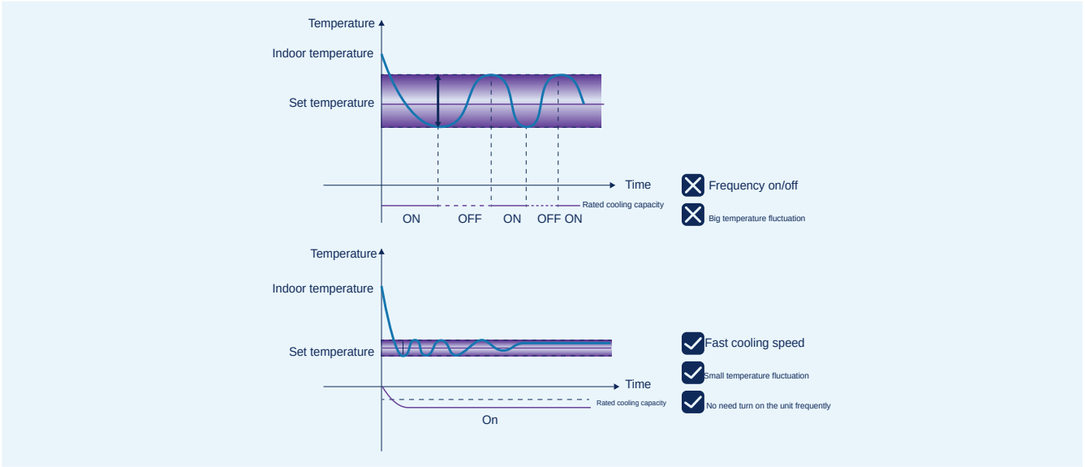


# 2 Constant Air Volume • High Static Pressure

## High static pressure design

» The air outlet static pressure of unit is up to 250Pa, with further air supply distance, suitable for various places.

» Users can freely adjust the static pressure among 0~250Pa according to the actual requirements, with high engineering adaptability.

## Constant air volume control

» Thanks to automatic constant air volume function, the unit can freely and intelligently adjust the fan for maintaining constant air volume output, convenient and reliable.

» Constant air volume is controlled by the current of motor.

## Smart filth blockage cleaning reminder

» The whole series indoor units have been equipped with filters for filtrating the sundries and hair in the air. The filth blockage of unit can be predicted by monitoring motor current and the change of rotation speed. The wired controller smartly reminds the user for cleaning.

# 3 Eco-friendly • Reliable

## CAN-Bus communication technology

» Non-polar communication with strong resistance against electromagnetic interference. Specialized shield wire is not needed for communication between units. Common communication wires can be used.

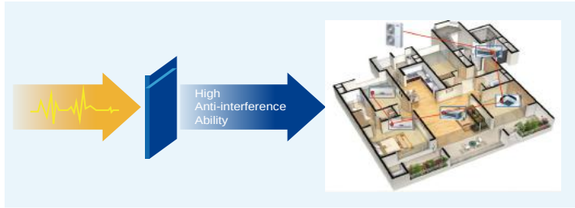

## High reliability design of compressor

» Compressor adopts the technology to achieve sufficient oil supply, little abrasion and stable operation.

» High-efficiency oil separation: Effectively prevent rotary oil return and reduce oil wound up to top of the motor.

» High-efficiency oil supply: Oil pipe design ensures sufficient oil supply.

» Non-contact oil film seal: Axial and radial direction of compressor adopts non-contact seal. With oil film seal of lubricant, there is little abrasion.

» Lubricant cleaning: Impurities generated during running-in period will be absorbed to ensure lubricant cleanness.

## Perfect protection measures and accurate fault diagnosis

» Perfect protection measures, accurate fault diagnosis and corresponding protections can ensure reliable and safe operation.

» There are a series of protection, such as active frequency-decreasing protection of compressor, freezing prevention protection, high pressure protection, low pressure protection, high discharge temperature protection, overload protection, sensor fault protection and temperature fault protection.

» Easy malfunction diagnosis: Debugging software can be connected to realize real-time monitor on running status and acquire malfunction data.

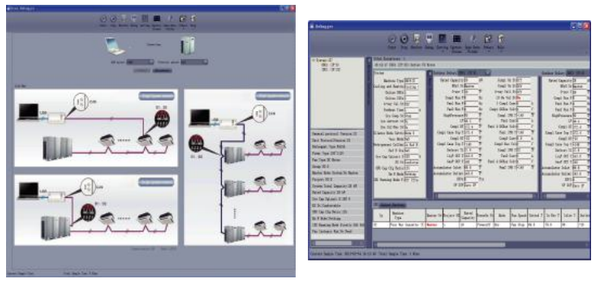

Refer to the latested software version for actual interface.

## Wide Range of Running Temperature

» DC motor is adopted. With precise control on high pressure, temperature range for cooling is wider.

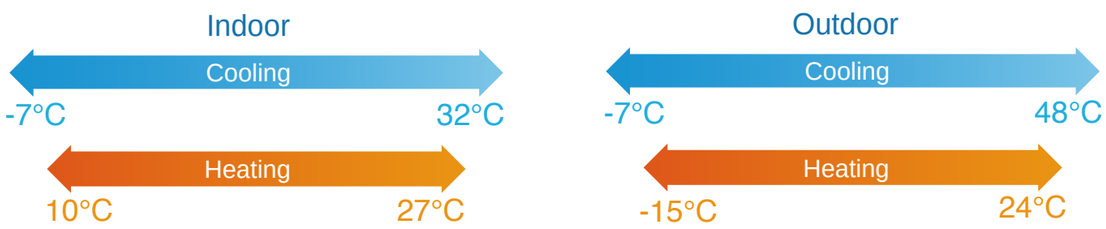


## Wide range of operation voltage

» Voltage between 342V~456V is applicable, which can better cope with the voltage fluctuation.


**Side Discharge DC Inverter**

# 4 Maintenance • Convenience

## Side discharge casing, convenient for installation

» The size of side discharge casing is smaller and the weight is lighter, which saves space greatly. The floor space will decrease by 30% and loading quantity will increase by 20%;

» Flexible transportation, move in/out the passenger elevator directly; it can be installed in the wall, convenient for the installation.

## Long connection pipe with big height difference

» Connection pipe between indoor and outdoor units can be as long as 70m; the max allowable height difference between indoor unit and outdoor unit is 30m.

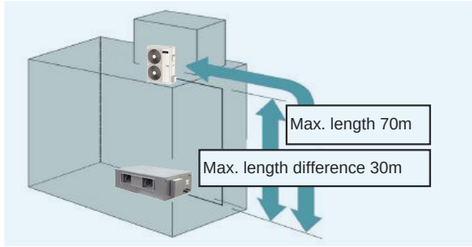

# Big Duct Type Unit
# High Capacity Series

T1 INVERTER R410A

It is a kind of split system that can be connected with air duct to realize cooling/heating in large space.



- DC inverter for high efficiency and energy saving.
- High static units for longer ducted runs.
- ESP is up to 250Pa.*
- Static pressure is adjustable.
- Indoor fan can be adjusted according to the static pressure of air duct installed by customers.

*This function is only fit for 20~40kW product models

| Item | Nominal operating condition (temperature) | | | | Operating range (temperature) |
|---|---|---|---|---|---|
| | Outdoor condition | | Indoor condition | | Outdoor condition |
| | DB (°C) | WB (°C) | DB (°C) | WB (°C) | DB (°C) |
| Cooling | 35 | 24 | 27 | 19 | -7~48 |
| Heating | 7 | 6 | 20 | 15 | -15~24 |

## Specifications

| Model | Heat pump | | | FGR20Pd/DNa-X | FGR25Pd/DNa-X | FGR30Pd/DNa-X | FGR40Pd/D(2)Na-X |
|---|---|---|---|---|---|---|---|
| Capacity | Cooling | | kW | 20 | 25 | 30 | 40 |
| | | | Btu/h | 68200 | 85300 | 102400 | 136500 |
| | Heating | | kW | 22.0 | 27.5 | 33.0 | 43.0 |
| | | | Btu/h | 75100 | 93800 | 112600 | 146700 |
| EER/COP | | | W/W | 2.56/3.14 | 2.65/3.10 | 2.65/3.20 | 2.59/3.10 |
| Power supply | | | V/Ph/Hz | 380-415V 3N~ 50/60Hz | | | |
| Power input | Cooling | | kW | 7.80 | 9.44 | 11.30 | 15.45 |
| | Heating | | kW | 7.00 | 8.87 | 10.30 | 13.85 |
| Current input | Cooling | | A | 16.50 | 18.90 | 22.70 | 27.80 |
| | Heating | | A | 15.60 | 17.20 | 20.70 | 26.40 |
| Refrigerant charge volume | | | kg | 6.40 | 8.00 | 9.50 | 6.40x2 |
| Indoor unit | Airflow volume | | CFM | 2177 | 2472 | 3060 | 4120 |
| | | | m³/h | 3700 | 4200 | 5200 | 7000 |
| | ESP | Rated | Pa | 120 | | | |
| | | Range | Pa | 0-250 | | | |
| | Sound pressure level(H/M/L) | | dB(A) | 52/51/50 | 53/52/51 | 55/54/53 | 56/55/54 |
| | Dimension (W×D×H) | Outline | mm | 1315×760×385 | 1520×840×450 | 1520×840×450 | 1680×900×650 |
| | | Package | mm | 1578×883×472 | 1788×988×580 | 1788×988×580 | 1923×1153×850 |
| | Net weight/Gross weight | | kg | 82/104 | 99/134 | 105/145 | 165/210 |
| Outdoor unit | Sound pressure level | | dB(A) | 62 | 63 | 65 | 62* |
| | Dimension (W×D×H) | Outline | mm | 940×320×1430 | 940×460×1615 | 940×460×1615 | (940×320×1430)×2 |
| | | Package | mm | 1038×438×1580 | 1038×578×1765 | 1038×578×1765 | (1038×438×1580)×2 |
| | Net weight/Gross weight | | kg | 120/130 | 146/162 | 175/190 | (120/130)×2 |
| Connection pipe | Outer diameter | Liquid | Inch(mm) | Φ3/8(9.52) | Φ3/8(9.52) | Φ1/2(12.7) | Φ3/8(9.25)×2 |
| | | Gas | Inch(mm) | Φ3/4(19.05) | Φ7/8(22.2) | Φ1(25.4) | Φ3/4(19.05)×2 |
| | Max. distance | Height | m | 30 | | | |
| | | Length | m | 70 | | | |
| Loading quantity | 20'GP | | unit | 15 | 12 | 12 | 6 |
| | 40'GP/40'HQ | | unit | 35/42 | 28/28 | 28/28 | 12/14 |

*Single unit's noise value

## Eastern Europe/Africa

| Model（Indoor unit/Outdoor unit） | | | | FGR50Pd/D(2)Na-M | FGR60Pd/D(2)Na-M | UMD250PH/A-S(P) UMD250W/A-X(P) | UMD300PH/A-S(P) UMD300W/A-X(P) |
|---|---|---|---|---|---|---|---|
| Capacity | Cooling | | kW | 50 | 60 | 25 | 30 |
| | Heating | | kW | 53.0 | 64.0 | 27.5 | 33 |
| Power supply | | | V/Ph/Hz | 380-415V 3N~50Hz | 380-415V 3N~50Hz | 380-415V/3Ph/50/60Hz | 380-415V/3Ph/50/60Hz |
| Power input | Cooling | | kW | 21.7 | 27.0 | 9.0 | 11.0 |
| | Heating | | kW | 18.9 | 20.8 | 8.2 | 9.5 |
| Current input | Cooling | | A | 38.8 | 48.3 | 16.1 | 19.7 |
| | Heating | | A | 33.8 | 37.2 | 14.7 | 17.0 |
| Refrigerant charge volume | | | kg | 16 | 19 | 7 | 8 |
| Indoor unit | Airflow volume | | CFM | 5296 | 6356 | 2472 | 3060 |
| | | | m³/h | 9000 | 10800 | 4200 | 5200 |
| | ESP | Rated | Pa | 160 | 160 | 120 | 120 |
| | | Range | Pa | - | - | 0~250 | 0-250 |
| | Sound pressure level | | dB(A) | 60 | 62 | 53 | 55 |
| | Dimension (W×D×H) | Outline | mm | 1900×1100×700 | 1900×1100×850 | 1520×840×450 | 1520×840×450 |
| | | Package | mm | 2123×1493×900 | 2123×1493×1055 | 1788×988×580 | 1788×988×580 |
| | Net weight/Gross weight | | kg | 255/330 | 270/350 | 105/138 | 110/145 |
| Outdoor unit | Sound pressure level | | dB(A) | 63* | 65* | 63 | 65 |
| | Dimension (W×D×H) | Outline | mm | (940×460×1615)×2 | (940×460×1615)×2 | 940×320×1430 | 940×460×1615 |
| | | Package | mm | (1038×578×1765)×2 | (1038×578×1765)×2 | 1038×438×1580 | 1038×578×1765 |
| | Net weight/Gross weight | | kg | (155/168)×2 | (188/203)×2 | 127/138 | 155/170 |
| Connection pipe | Outer diameter | Liquid | Inch(mm) | Φ3/8(9.52)×2 | Φ1/2(12.7)×2 | Φ3/8(9.52) | Φ1/2(12.7) |
| | | Gas | Inch(mm) | Φ7/8(22.2)×2 | Φ1(25.4)×2 | Φ7/8(22.2) | Φ1(25.4) |
| | Max. distance | Height | m | 30 | 30 | 30 | 30 |
| | | Length | m | 70 | 70 | 50 | 50 |
| Loading quantity | 20'GP | | unit | 4 | 4 | 15 | 12 |
| | 40'GP/40'HQ | | unit | 10/10 | 10/10 | 35/41 | 28/28 |

## Control System Lineup

| Control system | Product series | | Duct split unit |
|---|---|---|---|
| Wired controller | XK46 |  | ● |
| | XE7A-24/H |  | ○ |
| | XE70-33/H |  | ○ |
| | JS13 |  | ○ |
| | LE60-24/H1 |  | ○ |
| Remote controller | YAP1F |  | ○ |
| MODBUS gateway | ME30-24/E7(M) |  | ○ |
| Centralized controller (up to 36 indoor units) | CE52-24/F(C) |  | ○ |

Note:
● means standard, ○ means optional. Smart zone controller should be selected with the wired controller at the same time.


## 1 High Energy Efficiency and Performance

The compressor and outdoor fan can adjust the operating frequency according to different room loads, and automatically adjust the capacity output to ensure the comfort of the room environment. At the same time, the power consumption of the unit changes along with the capacity output and the power consumption of unit is low in low-load operation. Compared with the fixed-speed unit, its annual power consumption is lower, which is high-efficiency and power-saving.

### Energy-efficient compressor

» The whole series adopt DC inverter compressor, and the compressor will adjust the frequency intelligently. Temperature control is accurate; energy efficiency and reliability are high.

### DC inverter motor

» The outdoor side applies DC inverter motor with high back electromotive force. The efficiency is greatly improved compared with the AC motor.

### 180°sine wave DC speed change technology

» The output wave of 180°current is the smooth sine wave. It contains little harmonic wave, and has small torque fluctuation and large adjustment range. The motor can operate stably that can meet the requirements of different occasions, saving the electricity power and ensuring the utmost comfort of users.

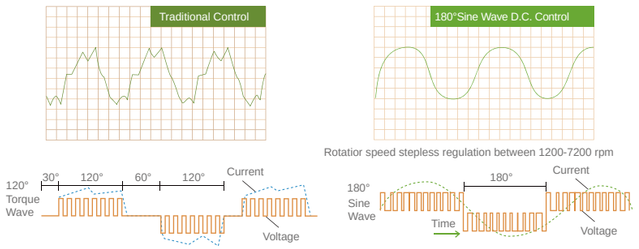


### High-efficient fan blade

» New high-efficiency fan blade design adopts CFD simulation technology to optimize the matching of blade type and blade angle. In addition to the special trail edge design, the working area of blade is effectively increased and the air volume is greatly increased.



## High-efficiency heat exchanger

» The heat exchanger adopts window opening and inner groove copper pipe structure, which is of high heat exchange efficiency.



## Precise temperature control technology

» The intelligent inverter control delivers the required capacity according to the load variation from 10% to 120% and maintains the room temperature fluctuation 1°C of set temperature.

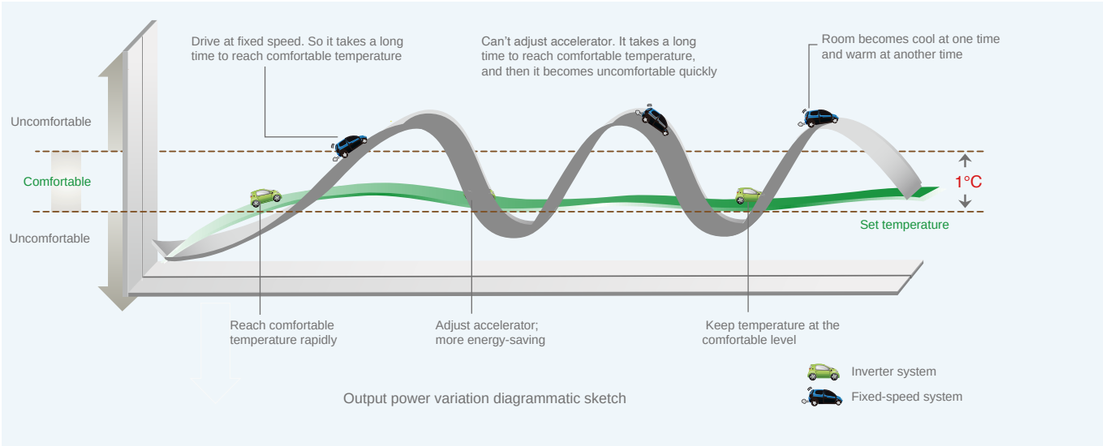


# 2 High Reliability

## High-efficiency heat exchanger

» Our Rooftop units are designed with high voltage protection, low voltage protection, overcurrent protection, discharge protection, phase sequence protection and other protections. It can effectively protect key components such as compressors and motors.

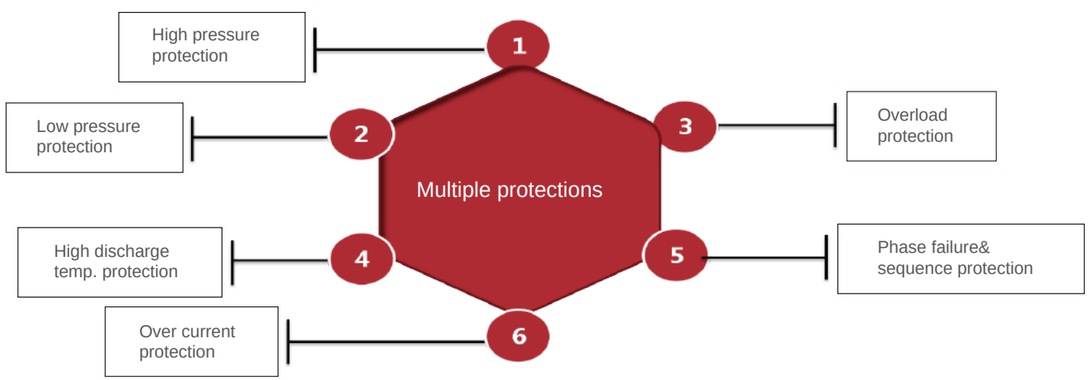


## Automatic adjustment of throttling

» Electronic expansion valve adjusts the opening degree automatically. It makes sure that the system parameters are within a reasonable range when the unit operates under all working conditions, to improve the operation reliability and service life of the unit.

## Excellent grid adaptibility

» Our Rooftop units adopt strong anti-grid fluctuations design, with stable performance in ultra wide voltage range from 342V to 456V, which is perfectly adapted to the power grid fluctuation during peak hours or other conditions.


## Anti-wind design of outdoor fan

» Anti-wind startup design is used to solve the problem that the unit cannot start smoothly in the reverse operation under the high wind environment. The anti-wind startup design allows the unit to adapt to the harsh windy environment and start reliably. The outdoor fan runs smoothly, which is safer and more reliable.

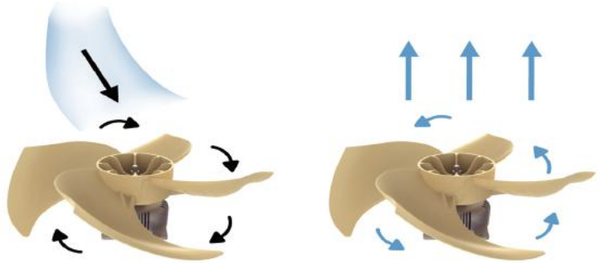

## Compressor closed loop startup technology

» Adopts the self-innovated closed loop startup control mode to make the output torque rapidly follow the load torque, which needs small startup electricity current, more reliable for startup.

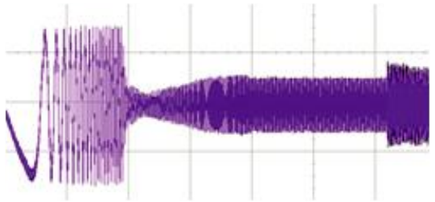

Traditional startup method

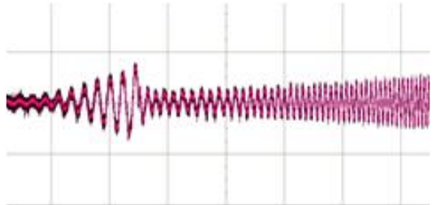

Our new closed loop startup method

## Anti-corrosive heat exchanger

» The outdoor heat exchanger fins are treated with anti-corrosive golden coating to pass the 1000h neutral spray test, which has good corrosion resistance.

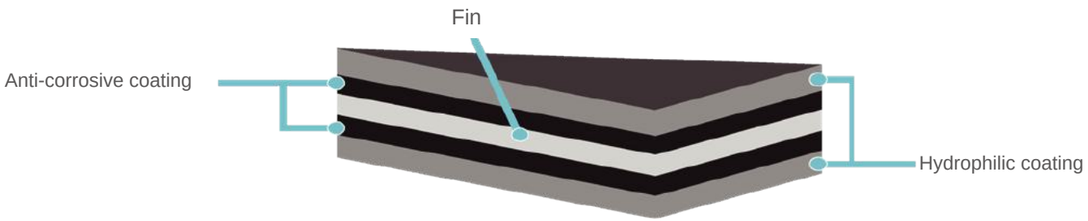

# 3 More Convenient & Comfortable

## Emergency operation design

» The 30-ton unit is designed with two systems, whose operation control is flexible and convenient. When one system is faulty, it can enter the emergency operation control, while the other system will start up to operate.
The operation time of emergency operation mode should be controlled within 48h, and you should contact the after-sale service as soon as possible.

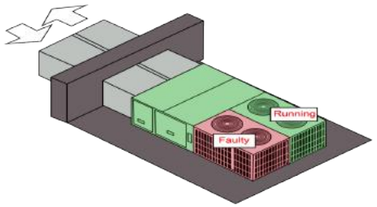


## Control of dual wired controllers

» In order to provide convenient operation to users, we develop the dual wired controllers control function. In this case,the user can install the wired controller in different places for convenient operation.

## Cold air prevention function

» When the unit just starts heating or the outdoor unit just finishes defrosting, the temperature of indoor evaporator is quite low. If the indoor fan operates in this case, cold air will blow out. Our products are optimized in design to prevent cold air so as to improve users'comfort.

## Power-off memory function

» The user can set power-off memory function. If this function is activated, the unit will automatically operate in previous setting mode when power recovers after power failure.

# DC Inverter Rooftop Packaged Unit(Heat Pump)

It adopts DC inverter design with capacity range from 5.5 tons to 30 tons. Side supply and side return air discharge way is applied. It can be installed in rooftop and outdoor flat floor, which is applicable for shopping malls, hotels, halls, apartments, villas and other buildings.


» The whole series adopt DC inverter compressor, and the compressor will adjust the frequency intelligently. Temperature control is accurate; energy efficiency and reliability are high.

» The outdoor side applies DC inverter motor with high back electromotive force. The efficiency is greatly improved compared with the AC motor.

» Adopts the self-innovated closed loop startup control mode to make the output torque rapidly follow the load torque, which needs small startup electricity current, more reliable for startup.

» New high-efficiency fan blade design adopts CFD simulation technology to optimize the matching of blade type and blade angle. In addition to the special trail edge design, the working area of blade is effectively increased and the air volume is greatly increased.

» The working area of blade is effectively increased and the air volume is greatly increased.

» Our Rooftop units are designed with high voltage protection, low voltage protection, overcurrent protection, discharge protection, phase sequence protection and other protections.

» Our Rooftop units adopt strong anti-grid fluctuations design, with stable performance in ultra wide voltage range from 342V to 456V.

» Anti-wind startup design is used to solve the problem that the unit cannot start smoothly in the reverse operation under the high wind environment.

» The outdoor heat exchanger fins are treated with anti-corrosive golden coating to pass the 1000h neutral spray test, which has good corrosion resistance.

» The sheet metal of base is made of thick galvanized steel sheet. It is designed with forklift holes and hanging holes, so that you can choose forklifting or hanging during installation, which is flexible and convenient.

» Centralized control is available without connecting the wired controller, and 36 sets of unit can be controlled at the same time at most.

T1

| Item | Nominal operating condition(temperature) | | | | Operating range(temperature) |
|---|---|---|---|---|---|
| | Outdoor condition | | Indoor condition | | Outdoor condition |
| | DB(°C) | WB(°C) | DB(°C) | WB(°C) | DB(°C) |
| Cooling | 35 | 24 | 27 | 19 | 18~52 |
| Heating | 7 | 6 | 20 | 15 | -10~24 |

T1

| Model | | | GK-H5.5TH/NaA-X(L) | GK-H6.2TH/NaA-X(L) | GK-H7.5TH/NaA-X(L) | GK-H10TH/NaA-X(L) |
|---|---|---|---|---|---|---|
| Capacity | Cooling/Heating | kW | 22/26 | 23/28 | 29/32 | 35/39 |
| | Cooling/Heating | RT | 5.5/7.5 | 6.2/8 | 7.5/9.0 | 10.0/12.0 |
| Power supply | | V/Ph/Hz | 380-415V 3N~50/60Hz | | | |
| Power input | Cooling | kW | 8.5 | 8.5 | 9.0 | 13.5 |
| | Heating | kW | 7.5 | 7.5 | 8.0 | 11.5 |
| Current input | Cooling | A | 14.3 | 14.3 | 15.2 | 22.8 |
| | Heating | A | 12.7 | 12.7 | 15.5 | 19.4 |
| Refrigerant charge volume | | kg | 5 | 5 | 8 | 10 |
| Air flow volume | | CFM | 1766 | 1766 | 2589 | 3413 |
| | | $m^3/h$ | 3000 | 3000 | 4400 | 5800 |
| Sound pressure level | | dB(A) | 66 | 66 | 68 | 72 |
| ESP | Rated | Pa | 60 | 60 | 80 | 90 |
| | Range | Pa | 0-185 | 0-185 | 0-185 | 0-210 |
| Drainage connection size (Outer diameter×wall thickness) | | inch | 3/4"(NPT) | 3/4"(NPT) | 3/4"(NPT) | 3/4"(NPT) |
| Dimension (W×D×H) | Outline | mm | 1450×1120×815 | 1450×1120×815 | 1450×1120×1215 | 1450×1120×1215 |
| | Package | mm | 1463×1133×860 | 1463×1133×860 | 1463×1133×1260 | 1463×1133×1260 |
| Net weight/Gross weight | | kg | 268/289 | 268/289 | 348/368 | 350/370 |
| Loading quantity | 40'GP | unit | 32 | 32 | 16 | 16 |
| | 40'HQ | unit | 48 | 48 | 32 | 32 |

| Model | | | GK-H15TH/NaA-M(L) | GK-H20TH/NaA-M(L) | GK-H25TH/NaA-M(L) |
|---|---|---|---|---|---|
| Capacity | Cooling/Heating | kW | 50.1/56.0 | 63.5/75.0 | 89/101 |
| | Cooling/Heating | RT | 14.5/16.0 | 18.0/21.0 | 24.0/26.0 |
| Power supply | | V/Ph/Hz | 380-415V 3N~50Hz | | |
| Power input | Cooling | kW | 23.0 | 28.5 | 38.0 |
| | Heating | kW | 16.5 | 25.0 | 30.5 |
| Current input | Cooling | A | 38.8 | 48.1 | 64.2 |
| | Heating | A | 28.0 | 42.2 | 51.5 |
| Refrigerant charge volume | | kg | 12 | 16 | 25 |
| Air flow volume | | CFM | 5592 | 8829 | 9712 |
| | | $m^3/h$ | 9500 | 15000 | 16500 |
| Sound pressure level | | dB(A) | 74 | 75 | 76 |
| ESP | Rated | Pa | 130 | 150 | 200 |
| | Range | Pa | 50-200 | 75-200 | 100-250 |
| Drainage connection size (Outer diameter×wall thickness) | | inch | 3/4"(NPT) | 3/4"(NPT) | 3/4"(NPT) |
| Dimension (W×D×H) | Outline | mm | 2260×1140×1245 | 2240×1880×1250 | 2880×2240×1270 |
| | Package | mm | 2283×1163×1290 | 2258×1898×1300 | 2893×2253×1290 |
| Net weight/Gross weight | | kg | 590/618 | 820/870 | 1157/1201 |
| Loading quantity | 40'GP | unit | 10 | 6 | 4 |
| | 40'HQ | unit | 20 | 12 | 8 |

| Model | | | GK-H30TC/NaA-M(L) | GK-H30TC/NaA1-M(L) |
|---|---|---|---|---|
| Capacity | Cooling/Heating | kW | 108/128 | 108/128 |
| | Cooling/Heating | RT | 30/36 | 30/36 |
| Power supply | | V/Ph//Hz | 380-415V 3N~50Hz | 380-415V 3N~50Hz |
| Power input | Cooling | kW | 43.0 | 43.0 |
| | Heating | kW | 38.0 | 41.5 |
| Current input | Cooling | A | 72.6 | 73.00 |
| | Heating | A | 64 | 64.00 |
| Refrigerant charge volume | | kg | 14+14 | 14+14 |
| Airflow volume | | CFM | 9712 | 9712 |
| | | $m^3/h$ | 16500 | 16500 |
| Sound pressure level | | dB(A) | 77 | 77 |
| ESP | Rated | Pa | 125 | 275 |
| | Range | Pa | 125/310 | 200-350 |
| Drainage connection size(Outer diameter×wall thickness) | | Inch | 3/4"(NPT) | 3/4"(NPT) |
| Dimension (W×D×H) | Outline | mm | 2850×2240×1240 | 2850×2240×1240 |
| | Package | mm | 2863×2253×1285 | 2863×2253×1285 |
| Net Weight/Gross weight | | kg | 1009/1070 | 1009/1070 |
| Loading quantity | 40'GP | unit | 4 | 4 |
| | 40'HQ | unit | 8 | 8 |

## Control System Lineup

| Control System | | Product Series | Rooftop Packaged Unit |
|---|---|---|---|
| Wired remote controller | XK117 |  | ● |
| Centralized controller (up to 36 indoor units) | CE52-24/F(C) |  | ○ |
| Dry contact gateway*1 (extended function board) | ME30-42/E1 |  | ○ |
| MODBUS gateway | ME50-00/EG(M) |  | ○ |

Note:
● means standard, ○ means optional.

*1: Function: ON/OFF input control, emergency stop input, error output, cold plasma control, fresh air control.

# DC Inverter Rooftop Packaged Unit(Heat Pump)

It adopts DC inverter design with capacity range from 5.5 RT to 30 RT. Side supply and side return air discharge way is applied. It can be installed in rooftop and outdoor flat floor, which is applicable for shopping malls, hotels, halls, apartments, villas and other buildings.

5.5RT, 6.2RT

7.5RT,10RT

15RT

20RT

25RT

30RT

Quality motor

Washable filter

Intelligent defrosting

Compact design

Comprehensive protection

Wide voltage range

Multi fan speed

Golden fin condenser

High efficiency

Memory function

Easier maintainability

Energy saving function

Low temperature heating

- The whole series adopt DC inverter compressor, and the compressor will adjust the frequency gently. Temperature control is accurate, and energy efficiency and reliability is high.
- The outdoor side applies DC inverter motor with high back electromotive force. The efficiency is greatly improved compared with the AC motor.
- Adopts the self-innovated closed loop startup control mode to make the output torque rapidly follow the load torque, which needs small startup electricity current, more reliable for startup.
- New high-efficiency fan blade design adopts CFD simulation technology to optimize the matching of blade type and blade angle. In addition to the special trail edge design, the working area of blade is effectively increased and the air volume is greatly increased.
- The working area of blade is effectively increased and the air volume is greatly increased.
- Rooftop units are designed with high voltage protection, low voltage protection, overcurrent protection, discharge protection, phase sequence protection and other protections.
- Rooftop units are with strong anti-grid fluctuations design. Performace is stable in ultra wide voltage range from 342V to 456V.
- Anti-wind startup design can solve the problem that the unit cannot start smoothly in the reverse operation under the high wind environment.
- Outdoor heat exchanger fins are treated with anti-corrosive golden coating to pass the 1000h neutral spray test, which has good corrosion resistance.
- The sheet metal of base is made of thick galvanized steel sheet. It is designed with forklift holes and hanging holes, so that you can choose forklifting or hanging during installation, which is flexible and convenient.

| Item | Nominal operating condition(temperature) | | | | Operating range(temperature) |
|---|---|---|---|---|---|
| | Outdoor condition | | Indoor condition | | Outdoor condition |
| | DB(℃) | WB(℃) | DB(℃) | WB(℃) | DB(℃) |
| Cooling | 35 | 24 | 27 | 19 | 18~52 |
| Heating | 7 | 6 | 20 | 15 | -10~24 |

## Specification

| Model | | | GK-H5.5TH/NaA-X(E) | GK-H6.2TH/NaA-X(E) | GK-H7.5TH/NaA-X(E) | GK-H10TH/NaA-X(E) |
|---|---|---|---|---|---|---|
| Capacity | Cooling | kW | 22.0 | 22.5 | 28.0 | 34.0 |
| | Heating | kW | 26.0 | 26.5 | 31.0 | 39.0 |
| EER/COP | | W/W | 2.59/3.47 | 2.65/3.53 | 3.11/3.88 | 2.52/3.39 |
| Power supply | | V/Ph/Hz | 380-415V 3N~50/60Hz | | | |
| Power input | Cooling | kW | 8.5 | 8.5 | 9.0 | 13.5 |
| | Heating | kW | 7.5 | 7.5 | 8.0 | 11.5 |
| Current input | Cooling | A | 14.3 | 14.3 | 15.2 | 22.8 |
| | Heating | A | 12.7 | 12.7 | 13.5 | 19.4 |
| Refrigerant charge volume | | kg | 5 | 5 | 8 | 10 |
| Air flow volume | | CFM | 1766 | 1766 | 2590 | 3414 |
| | | $m^3/h$ | 3000 | 3000 | 4400 | 5800 |
| Sound pressure level | | dB(A) | 66 | 66 | 68 | 72 |
| ESP | Rated | Pa | 60 | 60 | 80 | 90 |
| | Range | Pa | 0-180 | 0-185 | 0-185 | 0-210 |
| Condensation water pipe | | inch | 3/4"(NPT) | 3/4"(NPT) | 3/4"(NPT) | 3/4"(NPT) |
| Dimension (W×D×H) | Outline | mm | 1450×1120×815 | 1450×1120×815 | 1450×1120×1215 | 1450×1120×1215 |
| | Package | mm | 1463×1133×860 | 1463×1133×860 | 1463×1133×1260 | 1463×1133×1260 |
| Net weight/Gross weight | | kg | 268/289 | 268/289 | 348/368 | 350/370 |
| Loading quantity | 40'GP/40'HQ | unit | 32/48 | 32/48 | 16/32 | 16/32 |

| Model | | | GK-H15TH/NaA-M(E) | GK-H20TH/NaA-M(E) | GK-H25TH/NaA-M(E) | GK-H30TC/NaA-M(E) |
|---|---|---|---|---|---|---|
| Capacity | Cooling | kW | 48.5 | 60.0 | 84.0 | 102 |
| | Heating | kW | 55.5 | 71.0 | 95.0 | 121 |
| EER/COP | | W/W | 2.11/3.36 | 2.11/2.84 | 2.21/3.11 | 2.37/3.18 |
| Power supply | | V/Ph/Hz | 380-415V 3N~50Hz | | | |
| Power input | Cooling | kW | 23.0 | 28.5 | 38.0 | 43.0 |
| | Heating | kW | 16.5 | 25.0 | 30.5 | 38 |
| Current input | Cooling | A | 38.8 | 48.1 | 64.2 | 72.6 |
| | Heating | A | 27.9 | 42.2 | 51.5 | 64.2 |
| Refrigerant charge volume | | kg | 12 | 16 | 25 | 14+14 |
| Sound pressure level | | CFM | 5592 | 8829 | 9712 | 9712 |
| | | $m^3/h$ | 9500 | 15000 | 16500 | 16500 |
| Sound pressure level | | dB(A) | 74 | 75 | 76 | 77 |
| ESP | Rated | Pa | 130 | 150 | 200 | 125 |
| | Range | Pa | 50-200 | 75-220 | 100-250 | 15-350 |
| Condensation water pipe | | inch | 3/4"(NPT) | 3/4"(NPT) | 3/4"(NPT) | 3/4"(NPT) |
| Dimension (W×D×H) | Outline | mm | 2260×1140×1245 | 2240×1880×1250 | 2880×2240×1270 | 2850×2240×1240 |
| | Package | mm | 2283×1163×1290 | 2258×1898×1300 | 2893×2253×1290 | 2863×2253×1285 |
| Net weight/Gross weight | | kg | 590/618 | 820/870 | 1180/1224 | 1009/1070 |
| Loading quantity | 40'GP/40'HQ | unit | 10/20 | 6/12 | 4/8 | 4/8 |

## Control System Lineup

| Control system | | Product series | Rooftop packaged unit |
|---|---|---|---|
| Wired controller | XK117 |  | ● |
| | XE71-42/G |  | ○ |
| | XE70-13/G2 |  | ○ |
| Remote controller | YB1FA |  | ○ |
| Centralized controller | CE52-24/F(C)* |  | ○ |
| MOBUS Gateway | ME50-00/EG(M) |  | ○ |
| Dry contact gateway (Extended function board) | ME30-42/E1 |  | ○ |

Note: ● means standard, ○ means optional.
*: MODBUS gateway should be adopted for centralized controller.



# FREE MATCH

## UNITÉS EXTÉRIEURES JUSQU'À 5X1

La série multisplit Free-Match de Gree est idéale pour les bâtiments résidentiels et les bureaux, puisqu'elle permet d'installer jusqu'à 5 unités intérieures, soit jusqu'à 208 combinaisons possibles avec des splits muraux, cassettes, gainables, consoles et allèges/plafonniers.

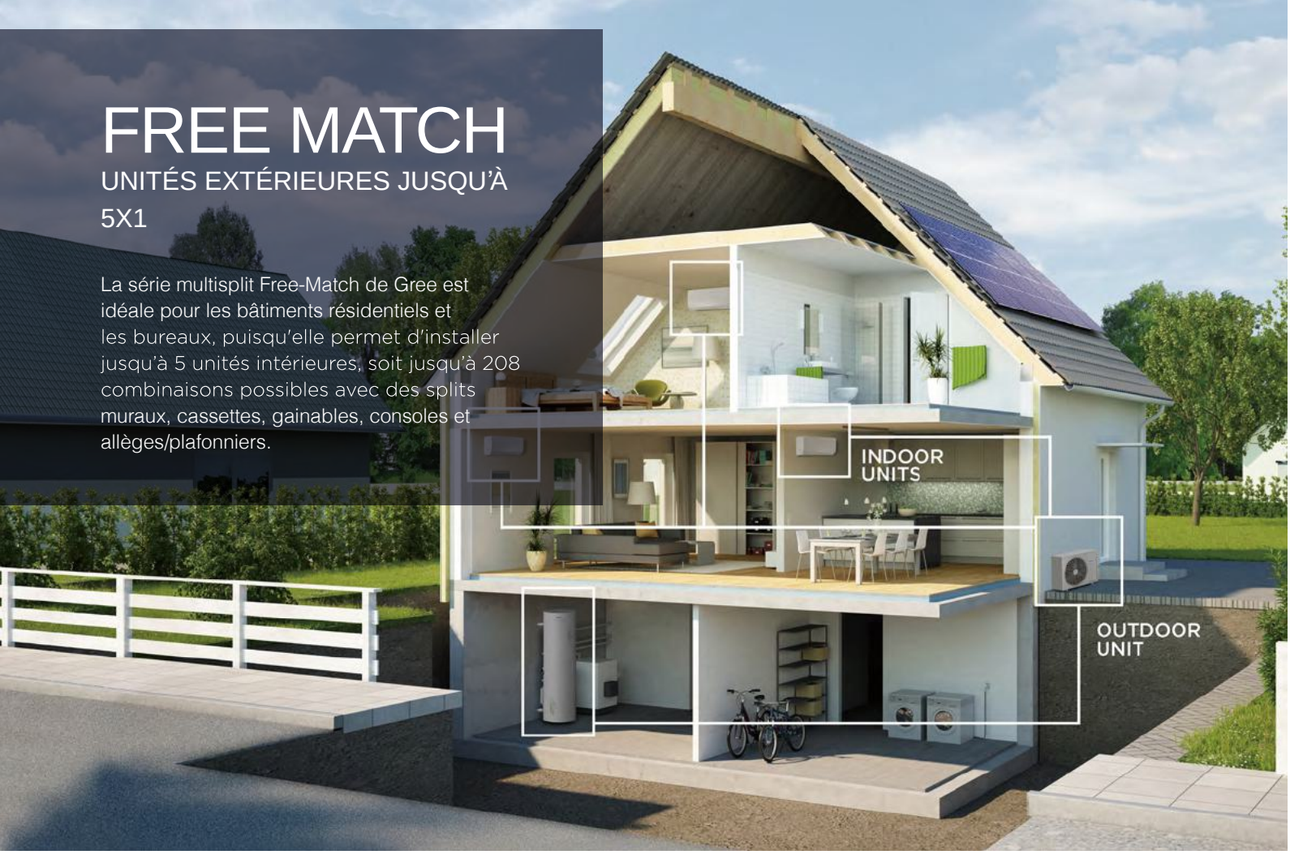


Nettoyage Auto. batterie · Dégivrage intelligent · Mode économie · Moteur inverter · Mode automatique · Redémarrage automatique · Sécurité enfants · Réfrigérant R-32 · En option: Télécommande filaire · Programmateur · Design silencieux

### Jusqu'à 5 unités intérieures

- Mixables entre : cassettes, gainables, consoles, allèges/plafonniers et les muraux.
- Possibilité de montage monosplit sur les petites tailles, utile pour les démarrages de chantier ou les évolutions futures.

### Classe énergétique A++/A+

### Haute efficacité

### Large plage de fonctionnement

- L'unité peut fonctionner à des températures extrêmes: -15°C à +43°C en froid et -22°C à +24°C en chaud.

### Faible niveau sonore

- La technologie de variation de vitesse CC à onde sinusoïdale 180° Gree offre un contrôle plus précis. En fonctionnant sur une fréquence plus large, le compresseur est moins sollicité, ce qui donne une fiabilité supérieure tout en offrant des niveaux sonores inférieurs.

### Confort accru

- La technologie G10 Inverter implique que même dans des températures extérieures extrêmes, le climatiseur maintiendra la température en régulant à ± 0,5°C.

### Systèmes de contrôle

- Chaque unité intérieure possède sa propre télécommande, ce qui signifie qu'il est parfaitement possible de personnaliser la température dans chaque pièce sans affecter les autres pièces.
- Cette gamme de multisplit intègre le WIFI en standard dans la télécommande filaire. Ainsi, les gainables ont le WIFI de série, ainsi que les autres unités qui acceptent une télécommande filaire. (voir les unités intérieures).

### Fonctionnement sur une large plage de tension

- Le système Free Match peut fonctionner en toute sécurité entre 160V et 276V, ce qui signifie que les variations de tension sont moins susceptibles de causer des dommages.

**With Air to Water**

| MODÈLE | | GWHD(14) NK6OO | GWHD(18) NK6OO | GWHD(21) NK6OO | GWHD(24) NK6OO | GWHD(28) NK6OO | GWHD(36) NK6OO | GWHD(42) NK6OO | GWHD(36) NK6RO | GWHD(42) NK6RO |
|---|---|---|---|---|---|---|---|---|---|---|
| Système multisplit | | 2 × 1 | 2 × 1 | 3 × 1 | 3 × 1 | 4 × 1 | 4 × 1 | 5 × 1 | 3 × 1 + WT | 4 × 1 + WT |
| Puissance restituée | Froid (W) | 4100 (2050 ~ 5000) | 5300 (2140 ~ 5800) | 6100 (2200 ~ 8300) | 7100 (2300 ~ 9200) | 8000 (2300 ~ 11000) | 10600 (2600 ~ 12000) | 12000 (2600 ~ 15200) | 10600 (2600 ~ 12000) | 12100 (2600 ~ 15200) |
| | Chaud (W) | 4400 (2490 ~ 5400) | 5650 (2580 ~ 6500) | 6500 (3600 ~ 8500) | 8600 (3650 ~ 9200) | 9500 (3650 ~ 10250) | 12100 (3000 ~ 14000) | 13000 (3000 ~ 15500) | 12000 (3000 ~ 14000) | 13800 (3000 ~ 15500) |
| Puissance restituée -7°C* | (W) | 3200 | 4460 | 5300 | 6080 | 6650 | 8680 | 9500 | - | - |
| Efficacité énergétique | SEER | 7.2 | 7.2 | 7.8 | 7.1 | 7.2 | 7.2 | 7.2 | 7.2 | 7.2 |
| | SCOP | 4.2 | 4.2 | 4.3 | 4.3 | 4.2 | 4 | 4 | 4.2 | 4.2 |
| Classe énergétique | Froid / Chaud | A++ / A+ | A++ / A+ | A++ / A+ | A++ / A+ | A++ / A+ | A++ / A+ | A++ / A+ | A++ / A+ | A++ / A+ |
| Puissance absorbée | Froid (W) | 1100 | 1480 | 1480 | 1880 | 2120 | 3000 | 3400 | 2950 | 3400 |
| | Chaud (W) | 970 | 1250 | 1430 | 2230 | 2200 | 3040 | 3190 | 3200 | 3600 |
| Intensité absorbée | Froid (A) | 4.88 | 4.88 | 6.57 | 8.35 | 9.41 | 13.31 | 15.08 | 13 | 15 |
| | Chaud (A) | 4.44 | 4.44 | 6.33 | 9.89 | 9.77 | 13.49 | 14.15 | 14 | 16 |
| Tension d'alimentation | (V / f / Hz) | 220 ~ 240 / 1 / 50 | 220 ~ 240 / 1 / 50 | 220 ~ 240 / 1 / 50 | 220 ~ 240 / 1 / 50 | 220 ~ 240 / 1 / 50 | 220 ~ 240 / 1 / 50 | 220 ~ 240 / 1 / 50 | 220 ~ 240 / 1 / 50 | 220 ~ 240 / 1 / 50 |
| Plage de fonctionnement en T° intérieure | Froid (°C) | +16 ~ +30 | +16 ~ +30 | +16 ~ +30 | +16 ~ +30 | +16 ~ +30 | +16 ~ +30 | +16 ~ +30 | +16 ~ +30 | +16 ~ +30 |
| | Chaud (°C) | +16 ~ +30 | +16 ~ +30 | +16 ~ +30 | +16 ~ +30 | +16 ~ +30 | +16 ~ +30 | +16 ~ +30 | +16 ~ +30 | +16 ~ +30 |
| Plage de fonctionnement en T° extérieure | Froid (°C) | -15 ~ +43 | -15 ~ +43 | -15 ~ +43 | -15 ~ +43 | -15 ~ +43 | -15 ~ +43 | -15 ~ +43 | -15 ~ +43 | -15 ~ +43 |
| | Chaud (°C) | -22 ~ +24 | -22 ~ +24 | -20 ~ +24 | -20 ~ +24 | -22 ~ +24 | -22 ~ +24 | -22 ~ +24 | -22 ~ +24 | -22 ~ +24 |
| Liaisons frigorifiques | Liquide (Po.) | 2 × 1/4 | 2 × 1/4 | 3 × 1/4 | 3 × 1/4 | 4 × 1/4 | 4 × 1/4 | 5 × 1/4 | 4 × 1/4 | 5 × 1/4 |
| | Gaz (Po.) | 2 × 3/8 | 2 × 3/8 | 3 × 3/8 | 3 × 3/8 | 4 × 3/8 | 4 × 3/8 | 5 × 3/8 | 4 × 3/8 | 5 × 3/8 |
| Longueur préchargée | (m) | 10 | 10 | 30 | 30 | 40 | 40 | 50 | 40 | 50 |
| Longueur maximale unité intérieure | (m) | 20 | 20 | 20 | 20 | 20 | 25 | 25 | 25 | 25 |
| Longueur maximale (UI/UE) | (m) | 40 | 40 | 60 | 60 | 70 | 80 | 100 | 80 | 100 |
| Dénivelé maximal UI/UE | (m) | 15 | 15 | 15 | 15 | 15 | 25 | 25 | 10 | 10 |
| Dénivelé maximal UI/UI | (m) | 15 | 15 | 15 | 15 | 10 | 25 | 25 | 25 | 25 |
| Câble de communication | (n° × s) | 3 × 1.5 + T | 3 × 1.5 + T | 3 × 1.5 + T | 3 × 1.5 + T | 3 × 1.5 + T | 3 × 1.5 + T | 3 × 1.5 + T | 3 × 1.5 + T | 3 × 1.5 + T |
| Câble d'alimentation | (n° × s) | 2 × 2.5 + T | 2 × 2.5 + T | 2 × 2.5 + T | 2 × 2.5 + T | 2 × 2.5 + T | 2 × 4 + T | 2 × 4 + T | 2 × 4 + T | 2 × 4 + T |
| Compresseur | | DC Inverter Rotatif | DC Inverter Rotatif | DC Inverter Rotatif | DC Inverter Rotatif | DC Inverter Rotatif | DC Inverter Rotatif | DC Inverter Rotatif | DC Inverter Rotatif | DC Inverter Rotatif |
| Débit d'air | ($m^3$/h) | 2300 | 2300 | 3800 | 3800 | 4000 | 5800 | 5800 | 5800 | 5800 |
| Pression acoustique | (dB(A)) | 52 | 54 | 58 | 58 | 58 | 60 | 60 | 60 | 60 |
| Puissance acoustique | (dB(A)) | 62 | 64 | 68 | 68 | 68 | 70 | 70 | 70 | 70 |
| Réfrigérant | | R32 | R32 | R32 | R32 | R32 | R32 | R32 | R32 | R32 |
| Charge de réfrigérant | (kg) | 0.75 | 0.9 | 1.6 | 1.7 | 1.8 | 2.4 | 2.4 | 2.4 | 2.4 |
| Charge additionnelle | (g/m) | 20 | 20 | 20 | 20 | 20 | 20 | 20 | 20 | 20 |
| Produit Largeur / Hauteur / Longueur | (mm) | 745 / 550 / 300 | 745 / 550 / 300 | 889 / 654 / 340 | 889 / 654 / 340 | 889 / 654 / 340 | 1020 / 826 / 427 | 1020 / 826 / 427 | 1020 / 826 / 427 | 1020 / 826 / 427 |
| Emballage Largeur / Hauteur / Longueur | (mm) | 872 / 620 / 398 | 872 / 620 / 398 | 1032 / 737 / 456 | 1032 / 456 / 737 | 1032 / 737 / 456 | 1093 / 885 / 497 | 1093 / 885 / 497 | 1093 / 885 / 497 | 1093 / 885 / 497 |
| Poids net / brut | (kg) | 30 / 32.5 | 32 / 34.5 | 47.5 / 52 | 47.5 / 52 | 51 / 55.5 | 72 / 79 | 73 / 80 | 72.5 / 85.5 | 73.5 / 86.5 |

*Voir le tableau des combinaisons dans la section des annexes. Uniquement compatible avec FM Marina.
Conditions nominales de refroidissement : (35/24 °C) température bulbe sec/humide à l'extérieure, (27/19 °C) température bulbe sec/humide à l'intérieure.
Conditions nominales de chauffage : (7/6 °C) température bulbe sec/humide à l'extérieure, (20/15 °C) température bulbe sec/humide à l'intérieure.


k Btu/h 14-18


k Btu/h 21-28


k Btu/h 36-42


Wall Mounted


Duct type


Cassette 4 ways


Cassette One way


Floor Ceiling


Console


Water heater

# PULAR

## UNITÉS INTÉRIEURES FREE MATCH

Le design minimaliste ainsi que sa grande variété de fonctions font du Pular la meilleure option pour n'importe quelle pièce. Il possède des performances et des caractéristiques qui lui permettent de répondre aux besoins de confort et d'économie d'énergie de l'utilisateur.

NOUVEAU

# CLIVIA+

## UNITÉS INTÉRIEURES FREE MATCH

Le Clivia+ permet de maintenir un lieu de vie sain et confortable en s'adaptant au mieux à son environnement.

Fonction X-Fan · Dégivrage intelligent · Mode économie · Fonction I FEEL · Redémarrage automatique · Réfrigérant R-32 · WiFi · Programmateur · Contrôle sans fil · Compatible Mono/Multi · Balayage vertical

Télécommande infrarouge Pular YAN1F6 *De série* · Télécommande filaire XK76 *En option* · Télécommande centralisée CE58-00/EF(CM) *En option* · Module BACnet *En option* · Pilotage marche/arrêt MK010 *En option* · Testeur résidentiel *En option* · 2 Filtres Catéchine *En option* · 2 Filtres PM2.5 + Catéchine *En option* · 2 Filtres PM2.5 + Ions Argent *En option*

| MODÈLE | | GWH07AGA-K6DNA1A/I | GWH09AGAXB-K6DNA1B/I | GWH12AGBXB-K6DNA1Z/I | GWH18AGDXB-K6DNA1Z/I | GWH24AGDXE-K6DNA1Z/I |
|---|---|---|---|---|---|---|
| Puissance restituée | Froid (W) | 2200 (300 ~ 2850) | 2500 (500 ~ 3250) | 3200 (900 ~ 3600) | 4600 (1000 - 5300) | 6200 (1800 - 6900) |
| | Chaud (W) | 2400 (600 ~ 2900) | 2800 (500 ~ 3600) | 3400 (900 ~ 4000) | 5200 (1000 - 5650) | 6500 (1300 - 7930) |
| Liaisons frigorifiques | Liquide (Po.) | 1/4 | 1/4 | 1/4 | 1/4 | 1/4 |
| | Gaz (Po.) | 3/8 | 3/8 | 3/8 | 3/8 | 1/2 |
| Câble de communication | (n° × s) | 3 × 1.5 + T | 3 × 1.5 + T | 3 × 1.5 + T | 3 × 1.5 + T | 3 × 1.5 + T |
| Débit d'air | ($m^3$/h) | 250 ~ 520 | 250 ~ 500 | 280 ~ 590 | 610 ~ 910 | 600 ~ 1050 |
| Pression acoustique | (dB(A)) | 21 ~ 39 | 21 ~ 38 | 24 ~ 41 | 28 ~ 42 | 30 ~46 |
| Puissance acoustique | (dB(A)) | 33 ~ 55 | 33 ~ 55 | 36 ~ 57 | 44 ~ 59 | 42 ~ 63 |
| Déshumidification | (L/h) | 0.6 | 0.6 | 1.4 | 1.8 | 1.8 |
| Produit Largeur / Hauteur / Longueur | (mm) | 704 / 260 / 185 | 704 / 260 / 185 | 779 / 260 / 185 | 982 / 311 / 221 | 982 / 311 / 221 |
| Emballage Largeur / Hauteur / Longueur | (mm) | 753 / 332 / 258 | 753 / 258 / 322 | 828 / 258 / 332 | 1044 / 297 / 385 | 1044 / 297 / 385 |
| Poids net / brut | (kg) | 7.5 / 9 | 7.5 / 9 | 8 / 9.5 | 13.5 / 16 | 14 / 16.5 |

Conditions nominales de refroidissement : (35/24 °C) température bulbe sec/humide à l'extérieure, (27/19 °C) température bulbe sec/humide à l'intérieure.
Conditions nominales de chauffage : (7/6 °C) température bulbe sec/humide à l'extérieure, (20/15 °C) température bulbe sec/humide à l'intérieure.

Ioniseur · Filtres de purification · Lumière UV-C · Mode économie · Réfrigérant R-32 · WiFi · Alexa et Google Home · BACnet (En option) · Télécommande filaire (En option) · Contrôle sans fil · Télécommande centralisée (En option)

Télécommande infrarouge 305001060156 *De série* · Télécommande filaire XK76 *En option* · Télécommande centralisée CE58-00/EF(CM) *En option* · Module BACnet *En option* · Pilotage marche/arrêt MK010 *En option* · Testeur résidentiel *En option* · 2 Filtres Catéchine *En option* · 2 Filtres PM2.5 + Catéchine *En option* · 2 Filtres PM2.5 + Ions Argent *En option*

| MODÈLE | | GWH09AUCXB-K6DNA1A/I | GWH12AUCXD-K6DNA1C/I | GWH18AUDXE-K6DNA1B/I | GWH24AUDXF-K6DNA1B/I |
|---|---|---|---|---|---|
| Puissance restituée | Froid (W) | 2700 (800 - 3800) | 3510 (700 - 4500) | 5100(1000-6400 | 7100 (1800 - 7800) |
| | Chaud (W) | 3000 (900 - 4250) | 3810 (650 - 4900) | 5600(1100- 7000) | 7300 (1500 - 9400) |
| Liaisons frigorifiques | Liquide (Po.) | 1/4 | 1/4 | 1/4 | 1/4 |
| | Gaz (Po.) | 3/8 | 3/8 | 1/2 | 5/8 |
| Câble de communication | (n° × s) | 3 × 1.5 + T | 3 × 1.5 + T | 3 × 1.5 + T | 3 × 1.5 + T |
| Débit d'air | ($m^3$/h) | 390 ~ 610 | 430~720 | 550 ~ 1000 | 400 ~ 1000 |
| Pression acoustique | (dB(A)) | 22 / 38 | 24 / 43 | 26 / 45 | 29 / 48 |
| Puissance acoustique | (dB(A)) | 36 / 58 | 38 / 60 | 41 / 60 | 43 / 64 |
| Produit Largeur / Hauteur / Longueur | (mm) | 837 / 293 / 200 | 837 / 293 / 200 | 993 / 311 / 222 | 993 / 311 / 222 |
| Emballage Largeur / Hauteur / Longueur | (mm) | 896 / 373 / 272 | 896 / 373 / 272 | 1055 / 385 / 298 | 1055 / 385 / 298 |
| Poids net / brut | (kg) | 9.5 / 11.5 | 9.5 / 11.5 | 13 / 15.5 | 13.5 / 16 |
| Unité Poids net / brut | (kg) | 13 / 15.5 | 13 / 15.5 | 9.5 / 11.5 | 9.5 / 11.5 |
| Déshumidification | (L/h) | 2.4 | 2.4 | 0.8 | 0.8 |

Conditions nominales de refroidissement : (35/24 °C) température bulbe sec/humide à l'extérieure, (27/19 °C) température bulbe sec/humide à l'intérieure.
Conditions nominales de chauffage : (7/6 °C) température bulbe sec/humide à l'extérieure, (20/15 °C) température bulbe sec/humide à l'intérieure.

# CONSOLE

## UNITÉS INTÉRIEURES
## FREE MATCH

Grand confort grâce au double flux d'air. Avec son design sobre et son faible encombrement, la console Gree est idéale aussi bien pour de petites pièces que pour des grandes. Son accès facile au filtre permet une maintenance et un nettoyage simple pour un confort optimal.

Ioniseur · Fonction X-Fan · Dégivrage intelligent · Mode automatique · Réfrigérant R-32 · WiFi · Programmateur · Contrôle sans fil · Balayage vertical · Fonction turbo · Design silencieux

Télécommande infrarouge YAA1FB8 *De série*

Télécommande filaire XK76 *En option*

Télécommande centralisée CE58-00/EF(CM) *En option*

Testeur résidentiel *En option*

| MODÈLE | | GEH09AAXB-K6DNA1A/I | GEH12AAXD-K6DNA1A/I | GEH18AAXF-K6DNA1A/I |
|---|---|---|---|---|
| Puissance restituée | Froid (W) | 2700 (700 ~ 3400) | 3520 (800 ~ 4400) | 5200 (1260 ~ 6600) |
| | Chaud (W) | 2900 (600 ~ 3500) | 3800 (1100 ~ 4400) | 5200 (1120 ~ 6800) |
| Liaisons frigorifiques | Liquide (Po.) | 1/4 | 1/4 | 1/4 |
| | Gaz (Po.) | 3/8 | 3/8 | 1/2 |
| Câble de communication | (n° × s) | 3 × 1.5 + T | 3 × 1.5 + T | 3 × 1.5 + T |
| Débit d'air | ($m^3$/h) | 250 ~ 500 | 280 ~ 600 | 350 ~ 750 |
| Pression acoustique | (dB(A)) | 23 ~ 39 | 25 ~ 44 | 32 ~ 49 |
| Puissance acoustique | (dB(A)) | 35 ~ 52 | 36 ~ 55 | 44 ~ 60 |
| Produit Largeur / Hauteur / Longueur | (mm) | 700 / 600 / 215 | 700 / 600 / 215 | 700 / 600 / 215 |
| Emballage Largeur / Hauteur / largeur | (mm) | 788 / 697 / 283 | 788 / 697 / 283 | 788 / 697 / 283 |
| Unité Poids net / brut | (kg) | 15.5 / 18.5 | 15.5 / 18.5 | 15.5 / 18.5 |
| Déshumidification | (L/h) | 0.8 | 1.2 | 3.8 |

Conditions nominales de refroidissement : (35/24 °C) température bulbe sec/humide à l'extérieure, (27/19 °C) température bulbe sec/humide à l'intérieure.
Conditions nominales de chauffage : (7/6 °C) température bulbe sec/humide à l'extérieure, (20/15 °C) température bulbe sec/humide à l'intérieure.

# GAINABLES

## UNITÉS INTÉRIEURES
## FREE MATCH

La conception de ce nouveau gainable avec reprise à deux direction permet une installation facile quelle que soit la configuration de la pièce. L'unité à pression statique variable, peut délivrer une pression maximale de 125 Pa qui conviendra à la majorité des installations.

Fonction X-Fan · Dégivrage intelligent · Mode économie · Fonction I FEEL (En option) · Chauffage 8ºC · Réfrigérant R-32 · WiFi · Programmateur · Contrôle sans fil (En option) · Pompe de relevage · Fonction turbo

Télécommande filaire XE73-44 *De série*

Télécommande infrarouge YAP1F7 *En option*

Télécommande filaire XK76 *En option*

Télécommande centralisée CE58-00/EF(CM) *En option*

Module BACnet *En option*

Pilotage marche/arrêt MK010 *En option*

| MODÈLE | | GFH(09)CA-K6DNA1B/I | GFH(12)CA-K6DNA1B/I | GFH(18)CB-K6DNA1B/I | GFH(24)CC-K6DNA1B/I |
|---|---|---|---|---|---|
| Puissance restituée | Froid (W) | 2650 | 3500 | 5000 | 7000 |
| | Chaud (W) | 2800 | 4000 | 5500 | 8000 |
| Liaisons frigorifiques | Liquide (Po.) | 1/4 | 1/4 | 1/4 | 1/4 |
| | Gaz (Po.) | 3/8 | 3/8 | 1/2 | 5/8 |
| Câble de communication | (n° × s) | 3 × 1.5 + T | 3 × 1.5 + T | 3 × 1.5 + T | 3 × 1.5 + T |
| Débit d'air | ($m^3$/h) | 520 ~ 700 | 380 ~ 650 | 730 ~ 880 | 900 ~ 1500 |
| Pression disponible | (Pa) | 25 / 0 - 60 | 25 / 0 - 60 | 25 / 0 - 60 | 25 / 0 - 125 |
| Pression acoustique | (dB(A)) | 34 ~ 41 | 32 ~ 39 | 34 ~ 41 | 36 ~ 45 |
| Puissance acoustique | (dB(A)) | 50 ~ 57 | 48 ~ 55 | 50 ~ 57 | 53 ~ 62 |
| Produit Largeur / Hauteur / Longueur | (mm) | 710 / 200 / 450 | 710 / 200 / 450 | 1010 / 200 / 450 | 900 / 260 / 655 |
| Emballage Largeur / Hauteur / largeur | (mm) | 1008 / 275 / 568 | 1008 / 275 / 568 | 1123 / 305 / 743 | 1115 / 320 / 772 |
| Unité Poids net / brut | (kg) | 18.5 / 22.5 | 19 / 23 | 26 / 32 | 31 / 36 |
| Déshumidification | (L/h) | 0.8 | 1.4 | 1.8 | 2.5 |

Conditions nominales de refroidissement : (35/24 °C) température bulbe sec/humide à l'extérieure, (27/19 °C) température bulbe sec/humide à l'intérieure.
Conditions nominales de chauffage : (7/6 °C) température bulbe sec/humide à l'extérieure, (20/15 °C) température bulbe sec/humide à l'intérieure.

# ALLÈGES/ PLAFONNIERS

## UNITÉS INTÉRIEURES FREE MATCH

Les unités allèges/plafonniers sont installables aussi bien en plafonnier qu'en console murale. En effet, elle est équipé de deux bacs à condensats utilisés selon le type montage.

Fonction X-Fan · Dégivrage intelligent · Mode économie · Redémarrage automatique · Réfrigérant R32 · WiFi (En option) · Télécommande filaire (En option) · Programmateur · Contrôle sans fil · Balayage vertical · Fonction turbo

Télécommande infrarouge YT1F *De série* · Télécommande filaire XK76 *En option* · Télécommande filaire XE73-44 *En option* · Télécommande centralisée CE58-00/EF(CM) *En option* · Module BACnet *En option* · Pilotage marche/arrêt MK010 *En option*

| MODÈLE | | GTH09CA-K6DNA1A/I_RV2 | GTH12CA-K6DNA1A/I_RV2 | GTH18CA-K6DNA1A/I_RV2 | GTH24CB-K6DNA2A/I_RV2 |
|---|---|---|---|---|---|
| Puissance restituée | Froid (W) | 2600 | 3500 | 4500 | 7100 |
| | Chaud (W) | 2700 | 4000 | 5000 | 8000 |
| Liaisons frigorifiques | Liquide (Po.) | 1/4 | 1/4 | 1/4 | 3/8 |
| | Gaz (Po.) | 3/8 | 3/8 | 1/2 | 5/8 |
| Câble de communication | (n° × s) | 3 × 1.5 + T | 3 × 1.5 + T | 3 × 1.5 + T | 3 × 1.5 + T |
| Débit d'air | ($m^3$/h) | 700 | 700 | 680 | 950 |
| Pression acoustique | (dB(A)) | 26 ~ 38 | 26 ~ 38 | 26 ~ 38 | 27 ~ 38 |
| Puissance acoustique | (dB(A)) | 40 ~ 52 | 40 ~ 52 | 40 ~ 52 | 41 ~ 52 |
| Produit Largeur / Hauteur / Longueur | (mm) | 870 / 665 / 235 | 870 / 665 / 235 | 870 / 665 / 235 | 1200 / 665 / 235 |
| Emballage Largeur / Hauteur / largeur | (mm) | 1033 / 770 / 300 | 1033 / 770 / 300 | 1033 / 770 / 300 | 1363 / 770 / 300 |
| Unité Poids net / brut | (kg) | 25 / 30 | 25 / 30 | 25.5 / 30.5 | 33 / 40 |
| Déshumidification | (L/h) | 0.8 | 1.4 | 1.8 | 2.5 |

Conditions nominales de refroidissement : (35/24 °C) température bulbe sec/humide à l'extérieure, (27/19 °C) température bulbe sec/humide à l'intérieure.
Conditions nominales de chauffage : (7/6 °C) température bulbe sec/humide à l'extérieure, (20/15 °C) température bulbe sec/humide à l'intérieure.

# CASSETTES

## UNITÉS INTÉRIEURES FREE MATCH

Cassette 360 degrés pour une diffusion optimale dans toutes les directions. Le confort est optimisé grâce à un niveau de bruit faible et à des angles de volets spécifiques selon les modes de refroidissement et de chauffage. Elle intègre une pompe de condensat avec un relevage maximal d'1 mètre.

Filtres de purification · Fonction X-Fan · Dégivrage intelligent · Mode économie · Distribution d'air en 3D · Réfrigérant R32 · WiFi (En option) · Programmateur · Pompe de relevage · Balayage vertical · Fonction turbo

Télécommande infrarouge YAP1F7 *De série* · Télécommande filaire XK76 *En option* · Télécommande filaire XE73-44 *En option* · Télécommande centralisée CE58-00/EF(CM) *En option* · Module BACnet *En option* · Pilotage marche/arrêt MK010 *En option*

| MODÈLE | | GKH(12)EB-K6DNA5A/I | GKH(18)EB-K6DNA5A/I | GKH(24)EC-K6DNA6A/I |
|---|---|---|---|---|
| | Façade | TF05 | TF05 | TF06 |
| Puissance restituée | Froid (W) | 3500 | 5000 | 7000 |
| | Chaud (W) | 4000 | 5500 | 8000 |
| Liaisons frigorifiques | Liquide (Po.) | 1/4 | 1/4 | 1/4 |
| | Gaz (Po.) | 3/8 | 1/2 | 5/8 |
| Câble de communication | (n° × s) | 3 × 1.5 + T | 3 × 1.5 + T | 3 × 1.5 + T |
| Débit d'air | ($m^3$/h) | 350 ~ 560 | 350 ~ 650 | 800 ~ 1100 |
| Pression acoustique | (dB(A)) | 28 ~ 41 | 28 ~ 43 | 37 ~ 44 |
| Puissance acoustique | (dB(A)) | 44 ~ 57 | 44 ~ 59 | 55 ~ 62 |
| Produit Largeur / Hauteur / Longueur | (mm) | 570 / 265 / 570 | 570 / 265 / 570 | 840 / 240 / 840 |
| Emballage Largeur / Hauteur / largeur | (mm) | 698 / 295 / 653 | 698 / 295 / 653 | 936 / 325 / 963 |
| Façade Largeur / hauteur / Longueur | (mm) | 620 / 47.8 / 620 | 620 / 47.8 / 620 | 950 / 52 / 950 |
| Emballage façade Largeur / hauteur / Longueur | (mm) | 701 / 125 / 701 | 701 / 125 / 701 | 1033 / 112 / 1038 |
| Unité Poids net / brut | (kg) | 17 / 22 | 17 / 22 | 29 / 36 |
| Façade Poids net / brut | (kg) | 3 / 4 | 3 / 4 | 6 / 9.5 |
| Déshumidification | (L/h) | 1.4 | 1.8 | 2.5 |

Conditions nominales de refroidissement : (35/24 °C) température bulbe sec/humide à l'extérieure, (27/19 °C) température bulbe sec/humide à l'intérieure.
Conditions nominales de chauffage : (7/6 °C) température bulbe sec/humide à l'extérieure, (20/15 °C) température bulbe sec/humide à l'intérieure.

# CASSETTE 1 VOIE

## UNITÉS INTÉRIEURES FREE MATCH

Les cassettes 1 voie de la gamme Free Match permettent de climatiser de petits espaces avec efficacité et confort. L'unité a un fonctionnement automatique, 7 vitesses de ventilation et une forte circulation en plus d'une faible consommation.

# MARINA

## UNITÉS INTÉRIEURES FREE MATCH

Réservoir d'eau pour systèmes multi-split, qui peut être combiné avec n'importe quelle unité intérieure et offre une flexibilité d'installation maximale. Configurable avec des unités extérieures spéciales pour la production d'eau chaude de 36 et 42kbtu.


Fonction X-Fan · Mode économie · Fonction I FEEL · Mode sleep · Mode automatique · Réfrigérant R-32 · Télécommande filaire (En option) · Télécommande centralisée (En option) · Balayage vertical · Fonction turbo · Design silencieux

Télécommande infrarouge YT1F
*De série*

Télécommande filaire XK76
*En option*

Télécommande filaire XE73-44
*En option*

Télécommande centralisée CE58-00/ EF(CM)
*En option*

Module BACnet
*En option*

| MODÈLE | | GKH(09)DA-K6DNA1A/I | GKH(12)DA-K6DNA1A/I | GKH(18)DA-K6DNA1A/I | GKH(20)DA-K6DNA1A/I |
|---|---|---|---|---|---|
| | Façade | TD01 | TD01 | TD01 | TD01 |
| Puissance restituée | Froid (W) | 2600 | 3500 | 5000 | 5600 |
| | Chaud (W) | 2800 | 3600 | 5300 | 6000 |
| Liaisons frigorifiques | Liquide (Po.) | 1/4 | 1/4 | 1/4 | 1/4 |
| | Gaz (Po.) | 3/8 | 3/8 | 1/2 | 1/2 |
| Câble de communication | (n° × s) | 3 × 1.5 + T | 3 × 1.5 + T | 3 × 1.5 + T | 3 × 1.5 + T |
| Débit d'air | ($m^3$/h) | 340 - 550 | 390 - 600 | 450 - 700 | 500 - 750 |
| Pression acoustique | (dB(A)) | 31 - 39 | 31 - 42 | 32 - 43 | 36 - 46 |
| Puissance acoustique | (dB(A)) | 41 - 49 | 41 - 53 | 45 - 56 | 48 - 58 |
| Produit Largeur / Hauteur / Longueur | (mm) | 987 / 178 / 385 | 987 / 178 / 385 | 987 / 178 / 385 | 987 / 178 / 385 |
| Emballage Largeur / Hauteur / Longueur | (mm) | 1307 / 310 / 501 | 1307 / 310 / 501 | 1307 / 310 / 501 | 1307 / 310 / 501 |
| Poids net / brut | (kg) | 19 / 26 | 19 / 26 | 20 / 27 | 20 / 27 |
| Déshumidification | (L/h) | 0.8 | 1.4 | 1.8 | 2 |

Conditions nominales de refroidissement : (35/24 °C) température bulbe sec/humide à l'extérieure, (27/19 °C) température bulbe sec/humide à l'intérieure.
Conditions nominales de chauffage : (7/6 °C) température bulbe sec/humide à l'extérieure, (20/15 °C) température bulbe sec/humide à l'intérieure.

Dégivrage intelligent · Mode économie · Moteur inverter · Mode automatique · Sécurité enfants · Fonction de préchauffage · Réfrigérant R-32 · WiFi · Télécommande filaire · Programmateur · Fonction turbo · Stérilisation de l'eau

Télécommande filaire XE71-45GC1
*De série*
*(vient avec l'unité extérieure)*

| MODÈLE | | SXTD200LCJW/A-K |
|---|---|---|
| Capacité du ballon | (L) | 185 |
| V40 | (L) | 225 |
| Puissance restituée | Chaud (W) | 3.5 |
| Classe énergétique | Froid / Chaud | A+ |
| Puissance absorbée | Chaud (W) | 0.833 |
| Intensité absorbée | Chaud (A) | 3.62 |
| Tension d'alimentation | (V / f / Hz) | 220 ~ 240 / 1 / 50 |
| Température ECS | (°C) | +35 ~ +55 |
| Indice de protection électrique | | IPX4 |
| Liaisons frigorifiques | Liquide (Po.) | 1/4 |
| | Gaz (Po.) | 3/8 |
| Câble d'alimentation | (n° × s) | 2 × 1.5 + T |
| Liaisons hydrauliques | (Po. (DN)) | 1/2 (15) |
| Réfrigérant | | R32 |
| Profil de soutirage | | L |
| Produit Largeur / Hauteur / Longueur | (mm) | 462 / 2000 / 462 |

# RÉCUPÉRATION DE CHALEUR

En mode froid + ECS, l'unité utilise un système de récupération de chaleur pour générer de l'eau chaude sanitaire (ECS) de manière gratuite, permettant un fonctionnement simultané. Au lieu de dissiper la chaleur via la batterie extérieure, elle redirige cette énergie vers le réservoir thermodynamique, maximisant ainsi l'efficacité et les économies d'énergie.

ECS
gratuite

ECS + Froid
en simultané

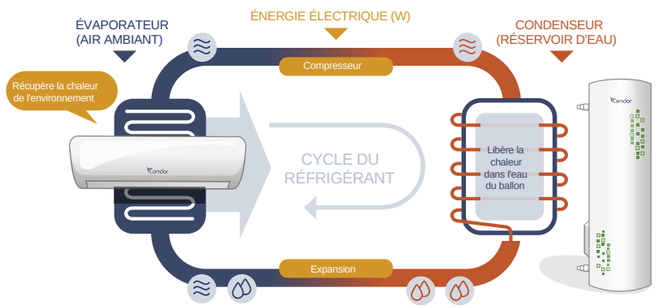


# FONCTION TOURNESOL

Si la fonction Tournesol est activée, le chauffe-eau chauffe l'eau pendant la période de la journée où la température est la plus élevée afin d'améliorer l'efficacité énergétique.


# COMBINAISONS D'UNITÉS INTÉRIEURES FREE MATCH

## 8 COMBINAISONS

14k Btu/h

| 2 UNITÉS | | |
|---|---|---|
| 7 | 7 + 7 | 9 + 9 |
| 9 | 7 + 9 | 9 + 12 |
| 12 | 7 + 12 | |

## 8 COMBINAISONS

18k Btu/h

| 2 UNITÉS | | |
|---|---|---|
| | 7 + 7 | 9 + 9 |
| 9 | 7 + 9 | 9 + 12 |
| 12 | 7 + 12 | 12 + 12 |

## 17 COMBINAISONS

21k Btu/h

| 2 UNITÉS | | 3 UNITÉS | |
|---|---|---|---|
| 7 + 7 | 9 + 12 | 7 + 7 + 7 | 7 + 9 + 12 |
| 7 + 9 | 9 + 18 | 7 + 7 + 9 | 7 + 12 + 12 |
| 7 + 12 | 12 + 12 | 7 + 7 + 12 | 9 + 9 + 9 |
| 7 + 18 | 12 + 18 | 7 + 9 + 9 | 9 + 9 + 12 |
| 9 + 9 | - | - | - |

## 23 COMBINAISONS

24k Btu/h

| 2 UNITÉS | | 3 UNITÉS | |
|---|---|---|---|
| 7 + 7 | 9 + 12 | 7 + 7 + 7 | 7 + 12 + 12 |
| 7 + 9 | 9 + 18 | 7 + 7 + 9 | 9 + 9 + 9 |
| 7 + 12 | 12 + 12 | 7 + 7 + 12 | 9 + 9 + 12 |
| 7 + 18 | 12 + 18 | 7 + 7 + 18 | 9 + 9 + 18 |
| 9 + 9 | 18 + 18 | 7 + 9 + 9 | 9 + 12 + 12 |
| - | - | 7 + 9 + 12 | 12 + 12 + 12 |
| - | - | 7 + 9 + 18 | - |

## 40 COMBINAISONS

28k Btu/h

| 2 UNITÉS | | 3 UNITÉS | | 4 UNITÉS | |
|---|---|---|---|---|---|
| 7 + 7 | 9 + 12 | 7 + 7 + 7 | 7 + 12 + 18 | 7 + 7 + 7 + 7 | 7 + 7 + 12 + 12 |
| 7 + 9 | 9 + 18 | 7 + 7 + 9 | 9 + 9 + 9 | 7 + 7 + 7 + 9 | 7 + 9 + 9 + 9 |
| 7 + 12 | 12 + 12 | 7 + 7 + 12 | 9 + 9 + 12 | 7 + 7 + 7 + 12 | 7 + 9 + 9 + 12 |
| 7 + 18 | 12 + 18 | 7 + 7 + 18 | 9 + 9 + 18 | 7 + 7 + 7 + 18 | 7 + 9 + 12 + 12 |
| 9 + 9 | 18 + 18 | 7 + 9 + 9 | 9 + 12 + 12 | 7 + 7 + 9 + 9 | 9 + 9 + 9 + 9 |
| - | - | 7 + 9 + 12 | 9 + 12 + 18 | 7 + 7 + 9 + 12 | 9 + 9 + 9 + 12 |
| - | - | 7 + 9 + 18 | 12 + 12 + 12 | 7 + 7 + 9 + 18 | 9 + 9 + 12 + 12 |
| - | - | 7 + 12 + 12 | 12 + 12 + 18 | - | - |

## 107 COMBINAISONS

36k Btu/h

| 2 UNITÉS | | 3 UNITÉS | | | 4 UNITÉS | | |
|---|---|---|---|---|---|---|---|
| 7 + 12 | 18 + 24 | 7 + 7 + 7 | 7 + 18 + 18 | 9 + 18 + 21 | 7 + 7 + 7 + 7 | 7 + 7 + 18 + 18 | 9 + 9 + 9 + 9 |
| 7 + 18 | 21 + 21 | 7 + 7 + 9 | 7 + 18 + 21 | 9 + 18 + 24 | 7 + 7 + 7 + 9 | 7 + 7 + 18 + 21 | 9 + 9 + 9 + 12 |
| 7 + 21 | 21 + 24 | 7 + 7 + 12 | 7 + 18 + 24 | 9 + 21 + 21 | 7 + 7 + 7 + 12 | 7 + 9 + 9 + 9 | 9 + 9 + 9 + 18 |
| 7 + 24 | 24 + 24 | 7 + 7 + 18 | 7 + 21 + 21 | 9 + 21 + 24 | 7 + 7 + 7 + 18 | 7 + 9 + 9 + 12 | 9 + 9 + 9 + 21 |
| 9 + 9 | - | 7 + 7 + 21 | 7 + 21 + 24 | 12 + 12 + 12 | 7 + 7 + 7 + 21 | 7 + 9 + 9 + 18 | 9 + 9 + 9 + 24 |
| 9 + 12 | - | 7 + 7 + 24 | 9 + 9 + 9 | 12 + 12 + 18 | 7 + 7 + 7 + 24 | 7 + 9 + 9 + 21 | 9 + 9 + 12 + 12 |
| 9 + 18 | - | 7 + 9 + 9 | 9 + 9 + 12 | 12 + 12 + 21 | 7 + 7 + 9 + 9 | 7 + 9 + 9 + 24 | 9 + 9 + 12 + 18 |
| 9 + 21 | - | 7 + 9 + 12 | 9 + 9 + 18 | 12 + 12 + 24 | 7 + 7 + 9 + 12 | 7 + 9 + 12 + 12 | 9 + 9 + 12 + 21 |
| 9 + 24 | - | 7 + 9 + 18 | 9 + 9 + 21 | 12 + 18 + 18 | 7 + 7 + 9 + 18 | 7 + 9 + 12 + 18 | 9 + 9 + 12 + 24 |
| 12 + 12 | - | 7 + 9 + 21 | 9 + 9 + 24 | 12 + 18 + 21 | 7 + 7 + 9 + 21 | 7 + 9 + 12 + 21 | 9 + 9 + 18 + 18 |
| 12 + 18 | - | 7 + 9 + 24 | 9 + 12 + 12 | 12 + 18 + 24 | 7 + 7 + 9 + 24 | 7 + 9 + 12 + 24 | 9 + 12 + 12 + 12 |
| 12 + 21 | - | 7 + 12 + 12 | 9 + 12 + 18 | 12 + 21 + 21 | 7 + 7 + 12 + 12 | 7 + 9 + 18 + 18 | 9 + 12 + 12 + 18 |
| 12 + 24 | - | 7 + 12 + 18 | 9 + 12 + 21 | 18 + 18 + 18 | 7 + 7 + 12 + 18 | 7 + 12 + 12 + 12 | 9 + 12 + 12 + 21 |
| 18 + 18 | - | 7 + 12 + 21 | 9 + 12 + 24 | - | 7 + 7 + 12 + 21 | 7 + 12 + 12 + 18 | 12 + 12 + 12 + 12 |
| 18 + 21 | - | 7 + 12 + 24 | 9 + 18 + 18 | - | 7 + 7 + 12 + 24 | 7 + 12 + 12 + 21 | 12 + 12 + 12 + 18 |

## 208 COMBINAISONS

42k Btu/h

| 2 UNID. | 3 UNITÉS | | 4 UNITÉS | | | 5 UNITÉS | | |
|---|---|---|---|---|---|---|---|---|
| 7 + 18 | 7 + 7 + 7 | 9 + 12 + 12 | 7 + 7 + 7 + 7 | 7 + 9 + 12 + 12 | 9 + 9 + 12 + 24 | 7 + 7 + 7 + 7 + 7 | 7 + 7 + 9 + 21 + 12 | 9 + 9 + 9 + 18 + 9 |
| 7 + 21 | 7 + 7 + 9 | 9 + 12 + 18 | 7 + 7 + 7 + 9 | 7 + 9 + 12 + 18 | 9 + 9 + 18 + 18 | 7 + 7 + 7 + 9 + 7 | 7 + 7 + 9 + 24 + 12 | 9 + 9 + 9 + 21 + 9 |
| 7 + 24 | 7 + 7 + 12 | 9 + 12 + 21 | 7 + 7 + 7 + 12 | 7 + 9 + 12 + 21 | 9 + 9 + 18 + 21 | 7 + 7 + 7 + 12 + 7 | 7 + 7 + 9 + 18 + 18 | 9 + 9 + 9 + 24 + 9 |
| 9 + 12 | 7 + 7 + 18 | 9 + 12 + 24 | 7 + 7 + 7 + 18 | 7 + 9 + 12 + 24 | 9 + 9 + 18 + 24 | 7 + 7 + 7 + 18 + 7 | 7 + 7 + 9 + 21 + 18 | 9 + 9 + 9 + 12 + 12 |
| 9 + 18 | 7 + 7 + 21 | 9 + 18 + 18 | 7 + 7 + 7 + 21 | 7 + 9 + 18 + 18 | 9 + 9 + 21 + 21 | 7 + 7 + 7 + 21 + 7 | 7 + 7 + 12 + 12 + 12 | 9 + 9 + 9 + 18 + 12 |
| 9 + 21 | 7 + 7 + 24 | 9 + 18 + 21 | 7 + 7 + 7 + 24 | 7 + 9 + 18 + 21 | 9 + 9 + 21 + 24 | 7 + 7 + 7 + 24 + 7 | 7 + 7 + 12 + 18 + 12 | 9 + 9 + 9 + 21 + 12 |
| 9 + 24 | 7 + 9 + 9 | 9 + 18 + 24 | 7 + 7 + 9 + 9 | 7 + 9 + 18 + 24 | 9 + 12 + 12 + 12 | 7 + 7 + 7 + 9 + 9 | 7 + 7 + 12 + 21 + 12 | 9 + 9 + 9 + 24 + 12 |
| 12 + 12 | 7 + 9 + 12 | 9 + 21 + 21 | 7 + 7 + 9 + 12 | 7 + 9 + 21 + 21 | 9 + 12 + 12 + 18 | 7 + 7 + 7 + 12 + 9 | 7 + 7 + 12 + 24 + 12 | 9 + 9 + 9 + 18 + 18 |
| 12 + 18 | 7 + 9 + 18 | 9 + 21 + 24 | 7 + 7 + 9 + 18 | 7 + 9 + 21 + 24 | 9 + 12 + 12 + 21 | 7 + 7 + 7 + 18 + 9 | 7 + 7 + 12 + 18 + 18 | 9 + 9 + 12 + 12 + 12 |
| 12 + 21 | 7 + 9 + 21 | 9 + 24 + 24 | 7 + 7 + 9 + 21 | 7 + 12 + 12 + 12 | 9 + 12 + 12 + 24 | 7 + 7 + 7 + 21 + 9 | 7 + 9 + 9 + 9 + 9 | 9 + 9 + 12 + 18 + 12 |
| 12 + 24 | 7 + 9 + 24 | 12 + 12 + 12 | 7 + 7 + 9 + 24 | 7 + 12 + 12 + 18 | 9 + 12 + 18 + 18 | 7 + 7 + 7 + 24 + 9 | 7 + 9 + 9 + 12 + 9 | 9 + 9 + 12 + 21 + 12 |
| 18 + 18 | 7 + 12 + 12 | 12 + 12 + 18 | 7 + 7 + 12 + 12 | 7 + 12 + 12 + 21 | 9 + 12 + 18 + 21 | 7 + 7 + 7 + 12 + 12 | 7 + 9 + 9 + 18 + 9 | 9 + 12 + 12 + 12 + 12 |
| 18 + 21 | 7 + 12 + 18 | 12 + 12 + 21 | 7 + 7 + 12 + 18 | 7 + 12 + 12 + 24 | 9 + 12 + 18 + 24 | 7 + 7 + 7 + 18 + 12 | 7 + 9 + 9 + 21 + 9 | 9 + 12 + 12 + 18 + 12 |
| 18 + 24 | 7 + 12 + 21 | 12 + 12 + 24 | 7 + 7 + 12 + 21 | 7 + 12 + 18 + 18 | 9 + 12 + 21 + 21 | 7 + 7 + 7 + 21 + 12 | 7 + 9 + 9 + 24 + 9 | 12 + 12 + 12 + 12 + 12 |
| 21 + 21 | 7 + 12 + 24 | 12 + 18 + 18 | 7 + 7 + 12 + 24 | 7 + 12 + 18 + 21 | 9 + 18 + 18 + 18 | 7 + 7 + 7 + 24 + 12 | 7 + 9 + 9 + 12 + 12 | - |
| 21 + 24 | 7 + 18 + 18 | 12 + 18 + 21 | 7 + 7 + 18 + 18 | 7 + 12 + 18 + 24 | 12 + 12 + 12 + 12 | 7 + 7 + 7 + 18 + 18 | 7 + 9 + 9 + 18 + 12 | - |
| 24 + 24 | 7 + 18 + 21 | 12 + 18 + 24 | 7 + 7 + 18 + 21 | 7 + 12 + 21 + 21 | 12 + 12 + 12 + 18 | 7 + 7 + 7 + 21 + 18 | 7 + 9 + 9 + 21 + 12 | - |
| - | 7 + 18 + 24 | 12 + 21 + 21 | 7 + 7 + 18 + 24 | 7 + 18 + 18 + 18 | 12 + 12 + 12 + 21 | 7 + 7 + 7 + 24 + 18 | 7 + 9 + 9 + 24 + 12 | - |
| - | 7 + 21 + 21 | 12 + 21 + 24 | 7 + 7 + 21 + 21 | 9 + 9 + 9 + 9 | 12 + 12 + 12 + 24 | 7 + 7 + 7 + 21 + 21 | 7 + 9 + 9 + 18 + 18 | - |
| - | 7 + 21 + 24 | 12 + 24 + 24 | 7 + 7 + 21 + 24 | 9 + 9 + 9 + 12 | 12 + 12 + 18 + 18 | 7 + 7 + 9 + 9 + 9 | 7 + 9 + 12 + 12 + 12 | - |
| - | 7 + 24 + 24 | 18 + 18 + 18 | 7 + 7 + 24 + 24 | 9 + 9 + 9 + 18 | 12 + 12 + 18 + 21 | 7 + 7 + 9 + 12 + 9 | 7 + 9 + 12 + 18 + 12 | - |
| - | 9 + 9 + 9 | 18 + 18 + 21 | 7 + 9 + 9 + 9 | 9 + 9 + 9 + 21 | - | 7 + 7 + 9 + 18 + 9 | 7 + 9 + 12 + 21 + 12 | - |
| - | 9 + 9 + 12 | 18 + 18 + 24 | 7 + 9 + 9 + 12 | 9 + 9 + 9 + 24 | - | 7 + 7 + 9 + 21 + 9 | 7 + 12 + 12 + 12 + 12 | - |
| - | 9 + 9 + 18 | 18 + 21 + 21 | 7 + 9 + 9 + 18 | 9 + 9 + 12 + 12 | - | 7 + 7 + 9 + 24 + 9 | 7 + 12 + 12 + 18 + 12 | - |
| - | 9 + 9 + 21 | 18 + 21 + 24 | 7 + 9 + 9 + 21 | 9 + 9 + 12 + 18 | - | 7 + 7 + 9 + 12 + 12 | 9 + 9 + 9 + 9 + 9 | - |
| - | 9 + 9 + 24 | 21 + 21 + 21 | 7 + 9 + 9 + 24 | 9 + 9 + 12 + 21 | - | 7 + 7 + 9 + 18 + 12 | 9 + 9 + 9 + 12 + 9 | - |

## 32 COMBINAISONS



36k Btu/h ATW
Avec ballon ECS

| 1 UNITÉ | 2 UNITÉS | | | | 3 UNITÉS | | |
|---|---|---|---|---|---|---|---|
| 7 | 7 + 7 | 7 + 12 | 7+18 | 7+24 | 7+7+7 | 7+7+9 | 7+7+12 |
| 9 | - | 9 + 9 | 9+12 | 9+18 | 7+7+18 | 7+7+24 | 7+9+9 |
| 12 | - | 9 + 24 | 12+12 | 12+18 | 7+9+12 | 7+9+18 | 7+12+12 |
| 18 | - | 12 + 24 | 18+18 | - | 7+12+18 | 9+9+9 | 9+9+12 |
| 24 | - | - | - | - | 9+9+18 | 9+12+12 | 12+12+12 |

## 65 COMBINAISONS



42k Btu/h ATW
Avec ballon ECS

| 1 UNITÉ | 2 UNITÉS | | | 3 UNITÉS | | | | | 4 UNITÉS | | |
|---|---|---|---|---|---|---|---|---|---|---|---|
| 9 | 7 + 7 | 7+9 | 7 + 12 | 7+7+7 | 7+7+9 | 7+7+12 | 7+7+18 | 7+7+24 | 7+7+7+7 | 7+7+7+9 | 7+7+7+12 |
| 12 | 7+18 | 7+24 | 9 + 9 | 7+9+9 | 7+9+12 | 7+9+18 | 7+9+24 | 7+12+12 | 7+7+9+9 | 7+7+9+12 | 7+7+9+18 |
| 18 | 9 + 12 | 9+18 | 9 + 24 | 7+12+18 | 7+12+24 | 7+18+18 | 7+18+24 | 9+9+9 | 7+7+12+18 | 7+7+12+24 | 7+7+18+18 |
| 24 | 12+12 | 12+18 | 12 + 24 | 9+9+12 | 9+9+18 | 9+9+24 | 9+12+12 | 9+12+18 | 7+9+9+18 | 7+9+9+24 | 7+9+12+12 |
| - | 18+18 | 18+24 | 18+24 | 9+12+24 | 9+18+18 | 9+18+24 | 12+12+12 | 12+12+18 | 7+12+12+18 | 9+9+9+9 | 9+9+9+12 |
| - | - | - | - | 12+12+24 | 12+18+18 | - | - | - | 9+9+12+12 | 9+9+12+18 | 9+12+12+12 |
| | - | - | - | - | - | - | - | - | 7+7+7+24 | 7+7+12+12 | 7+9+9+12 |
| | - | - | - | - | - | - | - | - | 9+9+9+24 | 12+12+12+12 | 7+7+7+18 |
| | - | - | - | - | - | - | - | - | 7+7+9+24 | 7+9+9+9 | 7+9+12+18 |
| | - | - | - | - | - | - | - | - | 9+9+9+18 | 9+12+12+18 | 7+12+12+12 |